

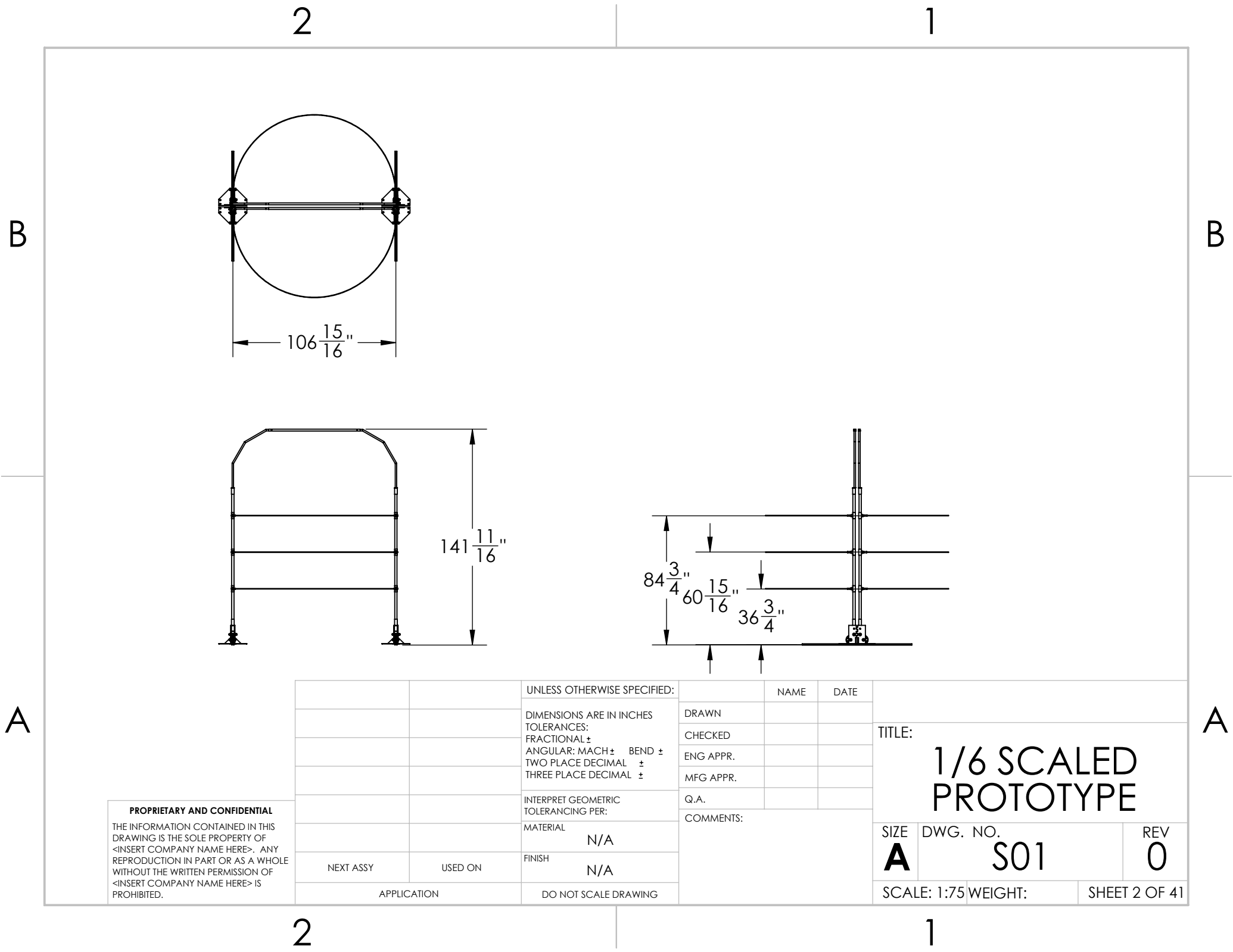
ITEM NO.	PART NUMBER	QTY.
1	V-Track	2
2	Base	4
3	Base	1
4	Base Plate Adaptor Hinge	4
5	Main Section With Hinge	12
6	Main Section With Adaptor Top	4
7	.75in Side Pole Hinge	12
8	5-16 Nut	12
9	5-16 Washer	24
10	5-16-18 X 2in Bolt	12
11	Tent Pole Side Arch	6
12	Top Arch Side	4
13	Top Arch Center	2

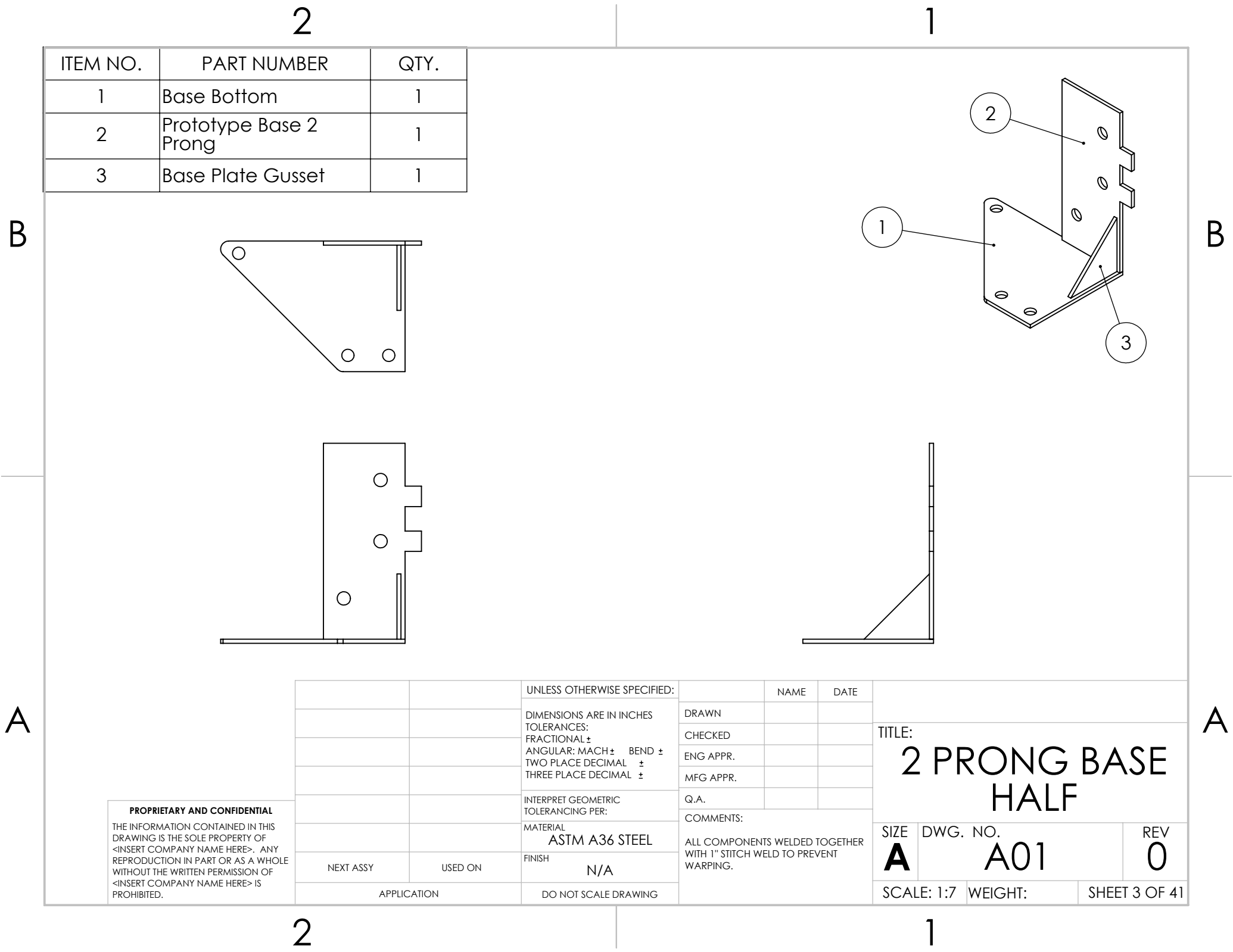
PROPRIETARY AND CONFIDENTIAL
THE INFORMATION CONTAINED IN THIS DRAWING IS THE SOLE PROPERTY OF <INSERT COMPANY NAME HERE>. ANY REPRODUCTION IN PART OR AS A WHOLE WITHOUT THE WRITTEN PERMISSION OF <INSERT COMPANY NAME HERE> IS PROHIBITED.

		UNLESS OTHERWISE SPECIFIED:
		DIMENSIONS ARE IN INCHES
		TOLERANCES:
		FRACTIONAL \pm
		ANGULAR: MACH \pm BEND \pm
		TWO PLACE DECIMAL \pm
		THREE PLACE DECIMAL \pm
		INTERPRET GEOMETRIC TOLERANCING PER:
		MATERIAL N/A
		FINISH N/A
NEXT ASSY	USED ON	
APPLICATION		DO NOT SCALE DRAWING

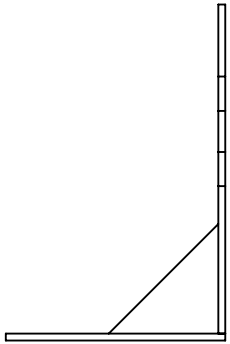
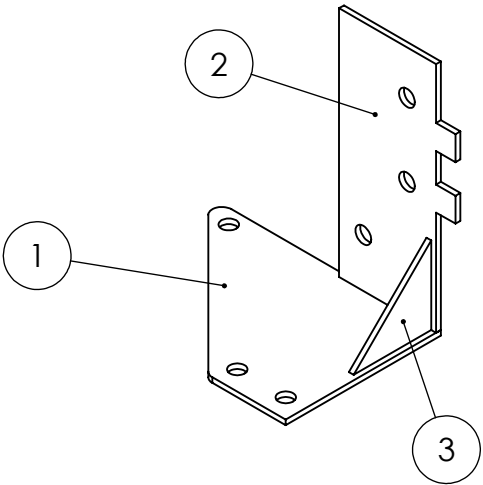
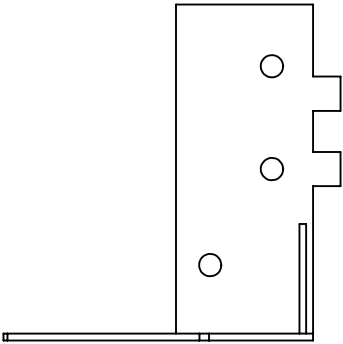
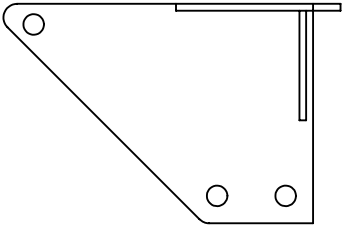
	NAME	DATE
DRAWN		
CHECKED		
ENG APPR.		
MFG APPR.		
Q.A.		
COMMENTS:		

TITLE:		
1/6 SCALED PROTOTYPE		
SIZE	DWG. NO.	REV
A	S01	0
SCALE: 1:35		WEIGHT:
		SHEET 1 OF 41





ITEM NO.	PART NUMBER	QTY.
1	Base Bottom	1
2	Prototype Base 2 Prong	1
3	Base Plate Gusset	1



PROPRIETARY AND CONFIDENTIAL
THE INFORMATION CONTAINED IN THIS
DRAWING IS THE SOLE PROPERTY OF
<INSERT COMPANY NAME HERE>. ANY
REPRODUCTION IN PART OR AS A WHOLE
WITHOUT THE WRITTEN PERMISSION OF
<INSERT COMPANY NAME HERE> IS
PROHIBITED.

		UNLESS OTHERWISE SPECIFIED:		NAME	DATE
		DIMENSIONS ARE IN INCHES	DRAWN		
		TOLERANCES:	CHECKED		
		FRACTIONAL \pm	ENG APPR.		
		ANGULAR: MACH \pm BEND \pm	MFG APPR.		
		TWO PLACE DECIMAL \pm	Q.A.		
		THREE PLACE DECIMAL \pm	COMMENTS:	ALL COMPONENTS WELDED TOGETHER WITH 1" STITCH WELD TO PREVENT WARPING.	
		INTERPRET GEOMETRIC TOLERANCING PER:			
		MATERIAL			
		ASTM A36 STEEL			
		FINISH			
		N/A			
NEXT ASSY	USED ON				
APPLICATION		DO NOT SCALE DRAWING			

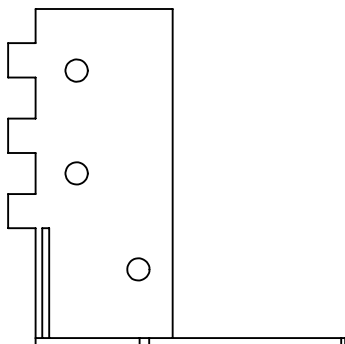
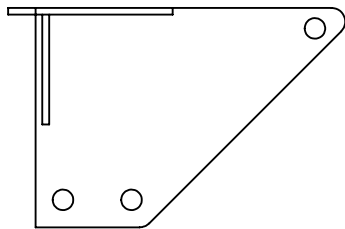
TITLE:					
2 PRONG BASE HALF					
SIZE	DWG. NO.	REV			
A	A01	0			
SCALE: 1:7		WEIGHT:		SHEET 3 OF 41	

2

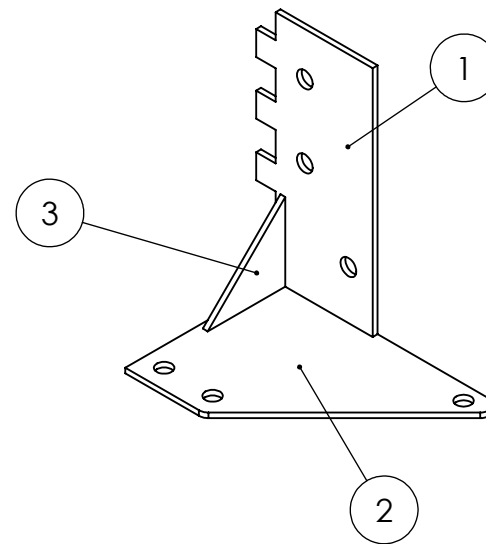
1

ITEM NO.	PART NUMBER	QTY.
1	Prototype Base 3 Prong	1
2	Base Bottom	1
3	Base Plate Gusset	1

B



B



A

		UNLESS OTHERWISE SPECIFIED:		NAME	DATE	TITLE: <div>3 PRONG BASE HALF</div>					
		DIMENSIONS ARE IN INCHES	DRAWN								
		TOLERANCES:	CHECKED								
		FRACTIONAL ±	ENG APPR.								
		ANGULAR: MACH ± BEND ±	MFG APPR.								
		TWO PLACE DECIMAL ±				SIZE A	DWG. NO. <div>A02</div>	REV <div>0</div>			
		THREE PLACE DECIMAL ±									
		INTERPRET GEOMETRIC TOLERANCING PER:	Q.A.			SCALE: 1:7			WEIGHT:	SHEET 4 OF 41	
		MATERIAL <div>ASTM A36 STEEL</div>	COMMENTS:								
NEXT ASSY	USED ON	FINISH <div>N/A</div>	ALL COMPONENTS WELDED TOGETHER WITH 1" STITCH WELD TO PREVENT WARPING.								
APPLICATION		DO NOT SCALE DRAWING									

PROPRIETARY AND CONFIDENTIAL
THE INFORMATION CONTAINED IN THIS
DRAWING IS THE SOLE PROPERTY OF
<INSERT COMPANY NAME HERE>. ANY
REPRODUCTION IN PART OR AS A WHOLE
WITHOUT THE WRITTEN PERMISSION OF
<INSERT COMPANY NAME HERE> IS
PROHIBITED.

A

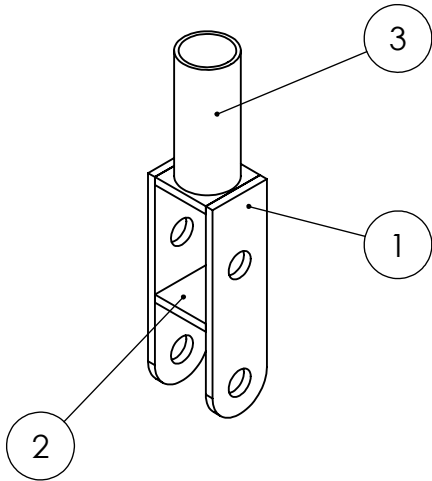
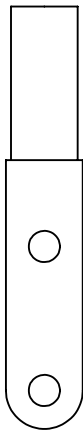
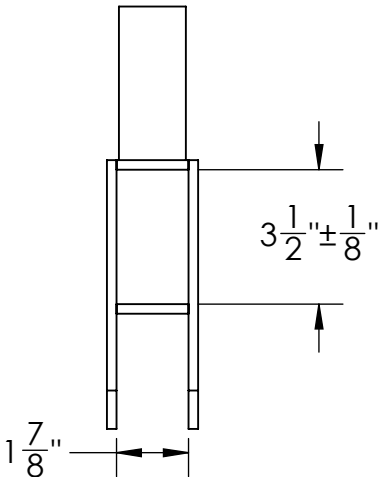
2

1

ITEM NO.	PART NUMBER	QTY.
1	Base Adaptor	2
2	Base Adaptor Spacer	2
3	1.5 ID Tubing	1



CENTERED ON TOP



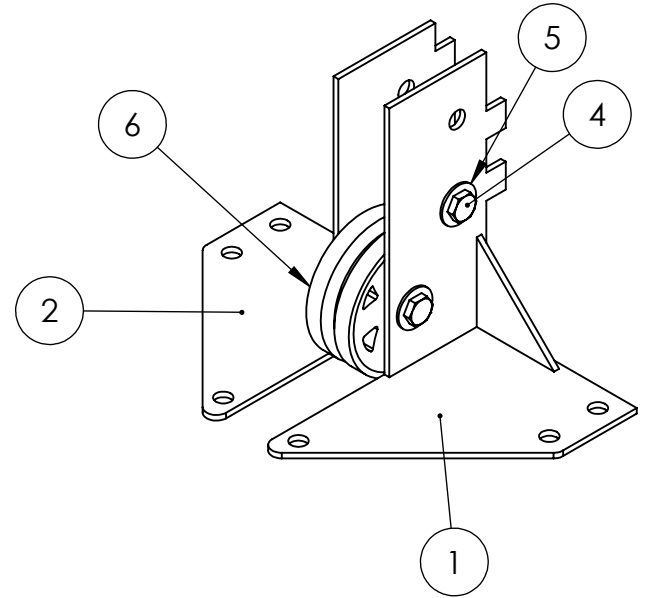
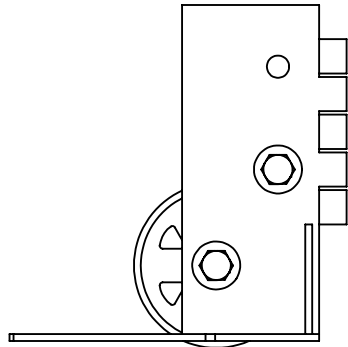
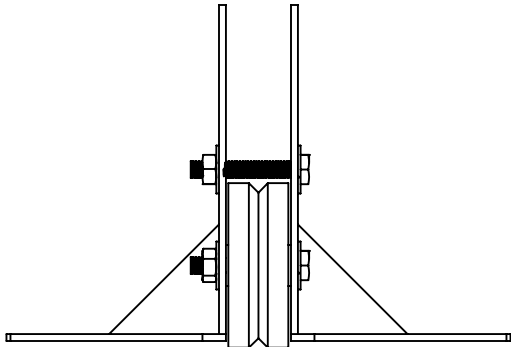
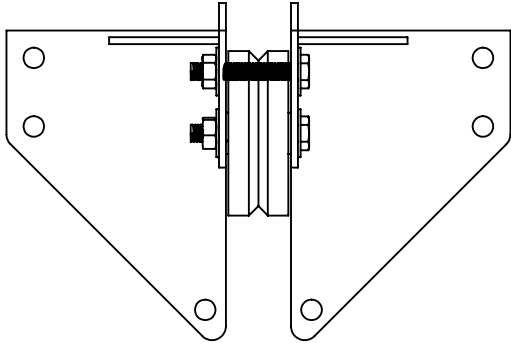
PROPRIETARY AND CONFIDENTIAL
THE INFORMATION CONTAINED IN THIS DRAWING IS THE SOLE PROPERTY OF <INSERT COMPANY NAME HERE>. ANY REPRODUCTION IN PART OR AS A WHOLE WITHOUT THE WRITTEN PERMISSION OF <INSERT COMPANY NAME HERE> IS PROHIBITED.

		UNLESS OTHERWISE SPECIFIED:		NAME	DATE
		DIMENSIONS ARE IN INCHES	DRAWN		
		TOLERANCES:	CHECKED		
		FRACTIONAL ±	ENG APPR.		
		ANGULAR: MACH ± BEND ±	MFG APPR.		
		TWO PLACE DECIMAL ±	Q.A.		
		THREE PLACE DECIMAL ±	COMMENTS:	ALL COMPONENTS WELDED TOGETHER	
		INTERPRET GEOMETRIC TOLERANCING PER:			
		MATERIAL			
		ASTM A36 STEEL			
NEXT ASSY	USED ON	FINISH			
		N/A			
APPLICATION		DO NOT SCALE DRAWING			

TITLE:
**BASE ADAPTOR
HINGE**

SIZE	DWG. NO.	REV
A	A03	0

SCALE: 1:5	WEIGHT:	SHEET 5 OF 41
------------	---------	---------------



ITEM NO.	PART NUMBER	QTY.
1	2 Prong Base Half	1
2	3 Prong Base Half	1
3	.75-10 Nut	2
4	.75-10 X 4in Bolt	2
5	.75in Washer	4
6	6in V-Groove Wheel	1

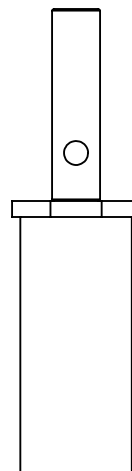
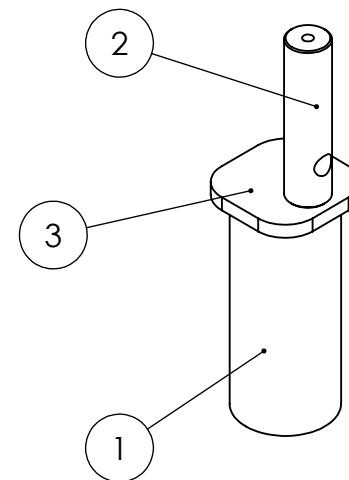
PROPRIETARY AND CONFIDENTIAL
THE INFORMATION CONTAINED IN THIS
DRAWING IS THE SOLE PROPERTY OF
<INSERT COMPANY NAME HERE>. ANY
REPRODUCTION IN PART OR AS A WHOLE
WITHOUT THE WRITTEN PERMISSION OF
<INSERT COMPANY NAME HERE> IS
PROHIBITED.

		UNLESS OTHERWISE SPECIFIED:	
		DIMENSIONS ARE IN INCHES	
		TOLERANCES:	
		FRACTIONAL \pm	
		ANGULAR: MACH \pm BEND \pm	
		TWO PLACE DECIMAL \pm	
		THREE PLACE DECIMAL \pm	
		INTERPRET GEOMETRIC	
		TOLERANCING PER:	
		MATERIAL	N/A
		FINISH	N/A
NEXT ASSY	USED ON		
APPLICATION		DO NOT SCALE DRAWING	

	NAME	DATE
DRAWN		
CHECKED		
ENG APPR.		
MFG APPR.		
Q.A.		
COMMENTS:		

TITLE:		
BASE		
SIZE	DWG. NO.	REV
A	A04	0
SCALE: 1:7		WEIGHT:
		SHEET 6 OF 41

1



ITEM NO.	PART NUMBER	QTY.
1	1.5 ID Tubing	1
2	.75in Side Pole Hinge	1
3	Main Pole Cap	1

THE INFORMATION CONTAINED IN THIS
DRAWING IS THE SOLE PROPERTY OF
<INSERT COMPANY NAME HERE>. ANY
REPRODUCTION IN PART OR AS A WHOLE
WITHOUT THE WRITTEN PERMISSION OF
<INSERT COMPANY NAME HERE> IS
PROHIBITED.

		UNLESS OTHERWISE SPECIFIED:		NAME	DATE	TITLE: MAIN POLE TO ARCH ADAPTOR		
		DIMENSIONS ARE IN INCHES TOLERANCES: FRACTIONAL ± ANGULAR: MACH ± BEND ± TWO PLACE DECIMAL ± THREE PLACE DECIMAL ±	DRAWN					
			CHECKED					
			ENG APPR.					
			MFG APPR.					
		INTERPRET GEOMETRIC TOLERANCING PER:	Q.A.			SIZE DWG. NO. REV A A05 0		
		MATERIAL ASTM A36 STEEL	COMMENTS: ALL COMPONENTS WELDED TOGETHER					
NEXT ASSY	USED ON	FINISH N/A				SCALE: 1:3 WEIGHT: SHEET 7 OF 4		
APPLICATION		DO NOT SCALE DRAWING						

TITLE:

MAIN POLE TO ARCH ADAPTOR

SIZE
A

DWG. NO.	
----------	--

A05

REV
0

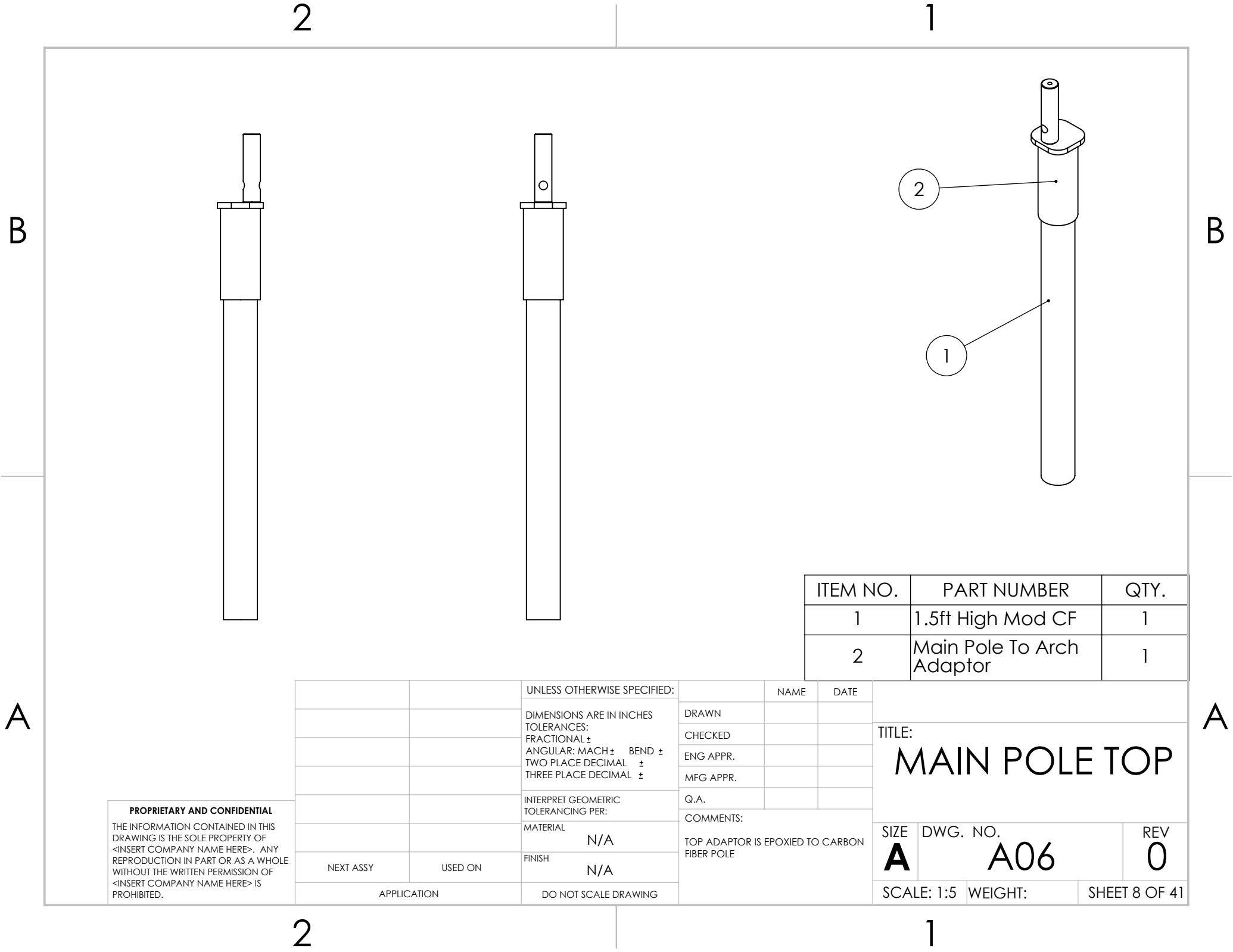
SCALE: 1:3

WEIGHT:

SHEET 7 OF 41

1

A



ITEM NO.	PART NUMBER	QTY.
1	1.5ft High Mod CF	1
2	Main Pole To Arch Adaptor	1

A

A

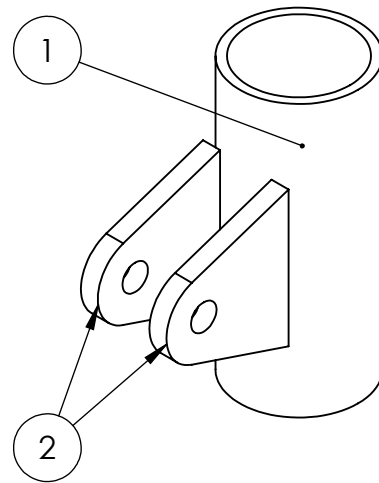
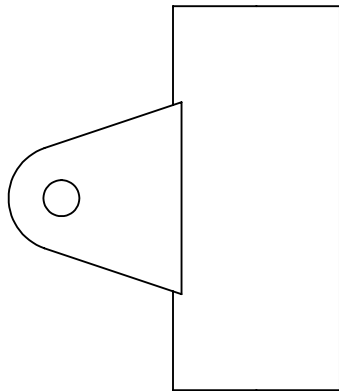
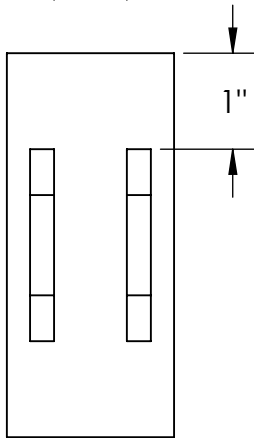
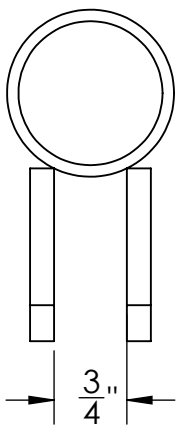
PROPRIETARY AND CONFIDENTIAL
THE INFORMATION CONTAINED IN THIS DRAWING IS THE SOLE PROPERTY OF <INSERT COMPANY NAME HERE>. ANY REPRODUCTION IN PART OR AS A WHOLE WITHOUT THE WRITTEN PERMISSION OF <INSERT COMPANY NAME HERE> IS PROHIBITED.

		UNLESS OTHERWISE SPECIFIED:		NAME	DATE
		DIMENSIONS ARE IN INCHES	DRAWN		
		TOLERANCES:	CHECKED		
		FRACTIONAL \pm	ENG APPR.		
		ANGULAR: MACH \pm BEND \pm	MFG APPR.		
		TWO PLACE DECIMAL \pm	Q.A.		
		THREE PLACE DECIMAL \pm	COMMENTS:		
		INTERPRET GEOMETRIC TOLERANCING PER:	TOP ADAPTOR IS EPOXIED TO CARBON FIBER POLE		
		MATERIAL			
		N/A			
		FINISH			
		N/A			
NEXT ASSY	USED ON				
APPLICATION		DO NOT SCALE DRAWING			

TITLE: MAIN POLE TOP					
SIZE	DWG. NO.			REV	
A	A06			0	
SCALE: 1:5		WEIGHT:		SHEET 8 OF 41	

2

1



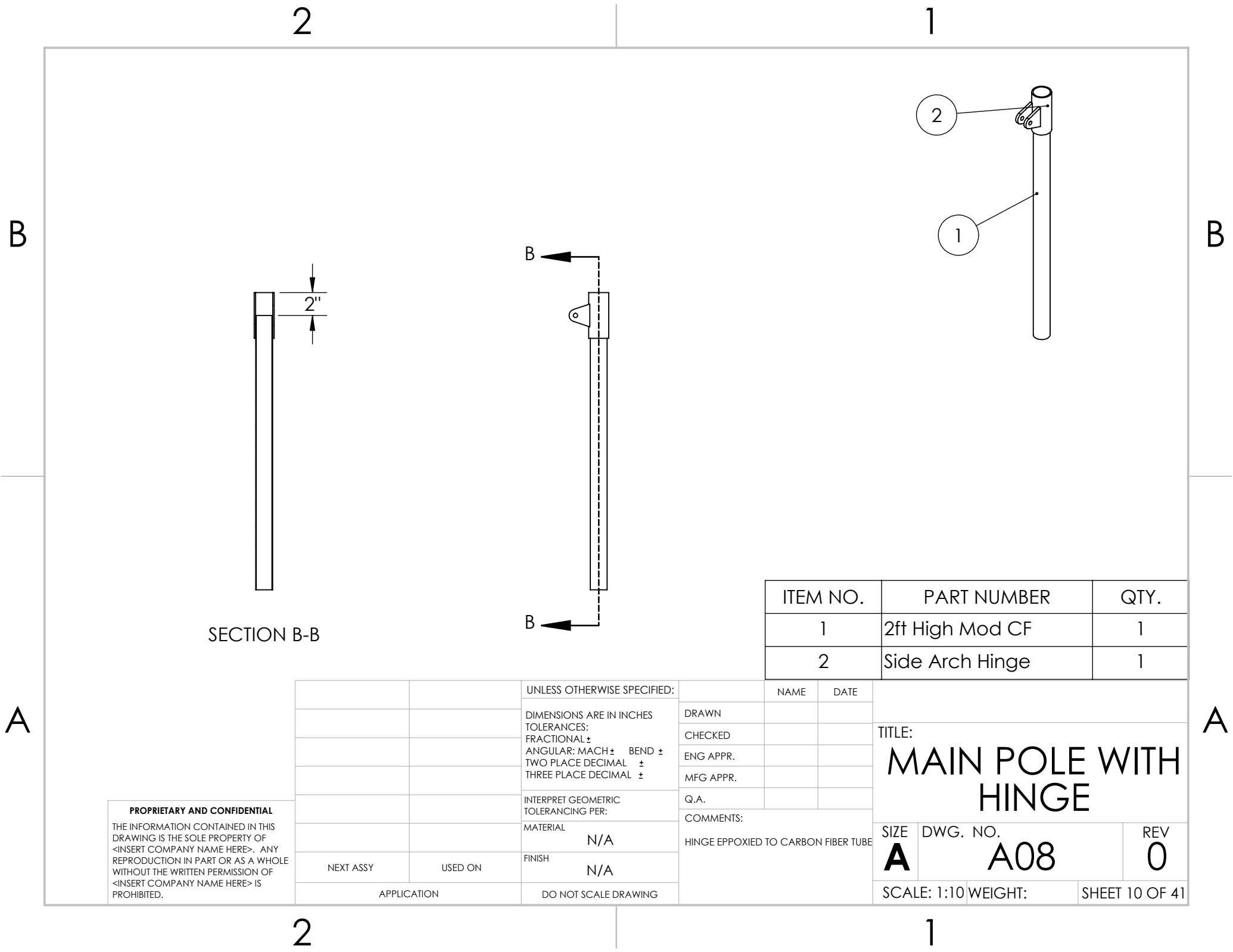
ITEM NO.	PART NUMBER	QTY.
1	1.5 ID Tubing	1
2	Hinge Tabs	2

PROPRIETARY AND CONFIDENTIAL
THE INFORMATION CONTAINED IN THIS
DRAWING IS THE SOLE PROPERTY OF
<INSERT COMPANY NAME HERE>. ANY
REPRODUCTION IN PART OR AS A WHOLE
WITHOUT THE WRITTEN PERMISSION OF
<INSERT COMPANY NAME HERE> IS
PROHIBITED.

		UNLESS OTHERWISE SPECIFIED:
		DIMENSIONS ARE IN INCHES
		TOLERANCES:
		FRACTIONAL \pm
		ANGULAR: MACH \pm BEND \pm
		TWO PLACE DECIMAL \pm
		THREE PLACE DECIMAL \pm
		INTERPRET GEOMETRIC
		TOLERANCING PER:
		MATERIAL
		ASTM A36 STEEL
NEXT ASSY	USED ON	FINISH
		N/A
APPLICATION		DO NOT SCALE DRAWING

NAME	DATE
DRAWN	
CHECKED	
ENG APPR.	
MFG APPR.	
Q.A.	
COMMENTS:	
ALL COMPONENTS WELDED TOGETHER	

TITLE:		
SIDE ARCH HINGE		
SIZE	DWG. NO.	REV
A	A07	0
SCALE: 1:2	WEIGHT:	SHEET 9 OF 41



SECTION B-B

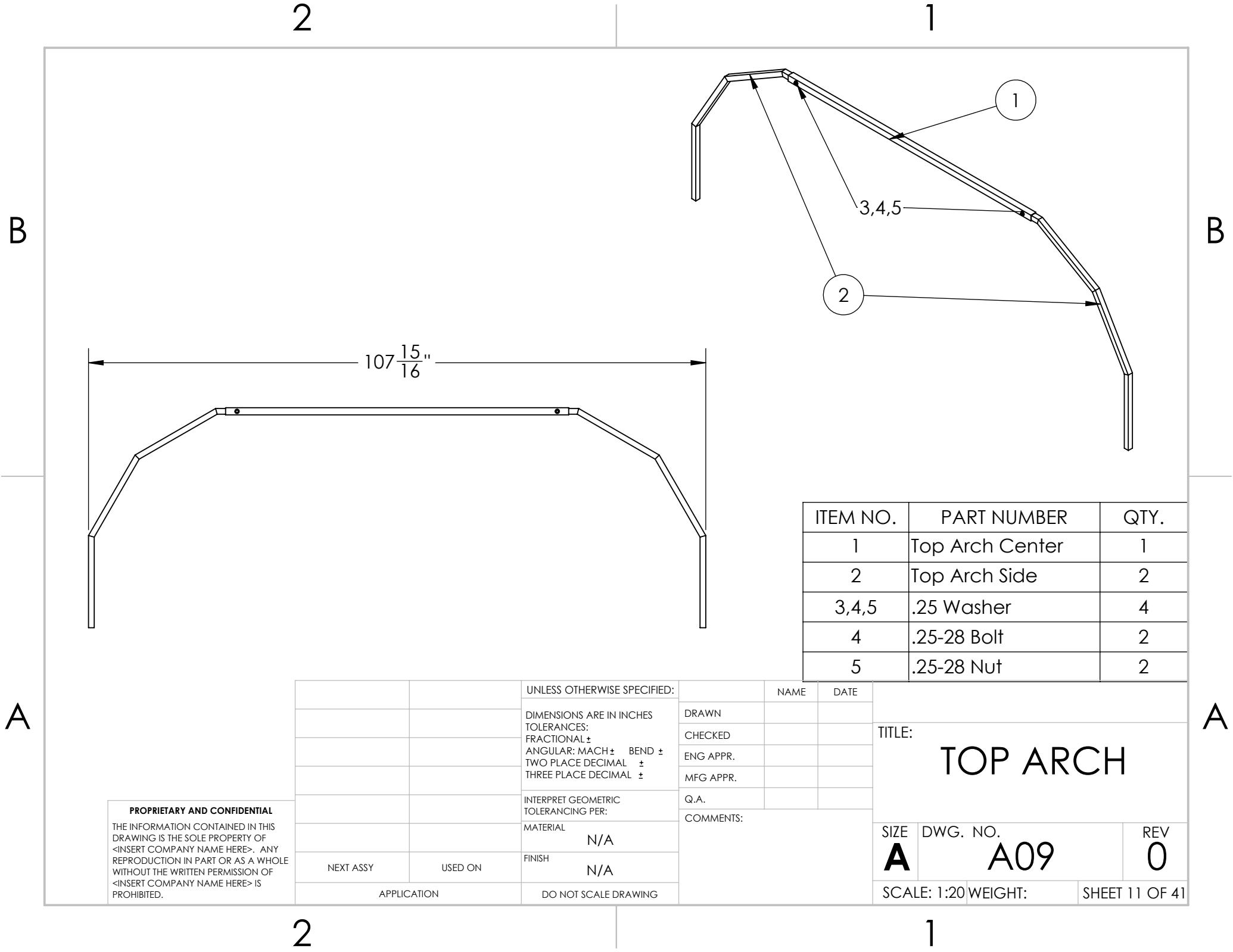
ITEM NO.	PART NUMBER	QTY.
1	2ft High Mod CF	1
2	Side Arch Hinge	1

PROPRIETARY AND CONFIDENTIAL
THE INFORMATION CONTAINED IN THIS
DRAWING IS THE SOLE PROPERTY OF
<INSERT COMPANY NAME HERE>. ANY
REPRODUCTION IN PART OR AS A WHOLE
WITHOUT THE WRITTEN PERMISSION OF
<INSERT COMPANY NAME HERE> IS
PROHIBITED.

		UNLESS OTHERWISE SPECIFIED:		NAME	DATE
		DIMENSIONS ARE IN INCHES	DRAWN		
		TOLERANCES:	CHECKED		
		FRACTIONAL \pm	ENG APPR.		
		ANGULAR: MACH \pm BEND \pm	MFG APPR.		
		TWO PLACE DECIMAL \pm	Q.A.		
		THREE PLACE DECIMAL \pm	COMMENTS:	HINGE EPOXIED TO CARBON FIBER TUBE	
		INTERPRET GEOMETRIC TOLERANCING PER:			
		MATERIAL			
		N/A			
		FINISH			
		N/A			
NEXT ASSY	USED ON				
APPLICATION		DO NOT SCALE DRAWING			

TITLE:
**MAIN POLE WITH
HINGE**

SIZE	DWG. NO.	REV
A	A08	0
SCALE: 1:10		WEIGHT:
SHEET 10 OF 41		



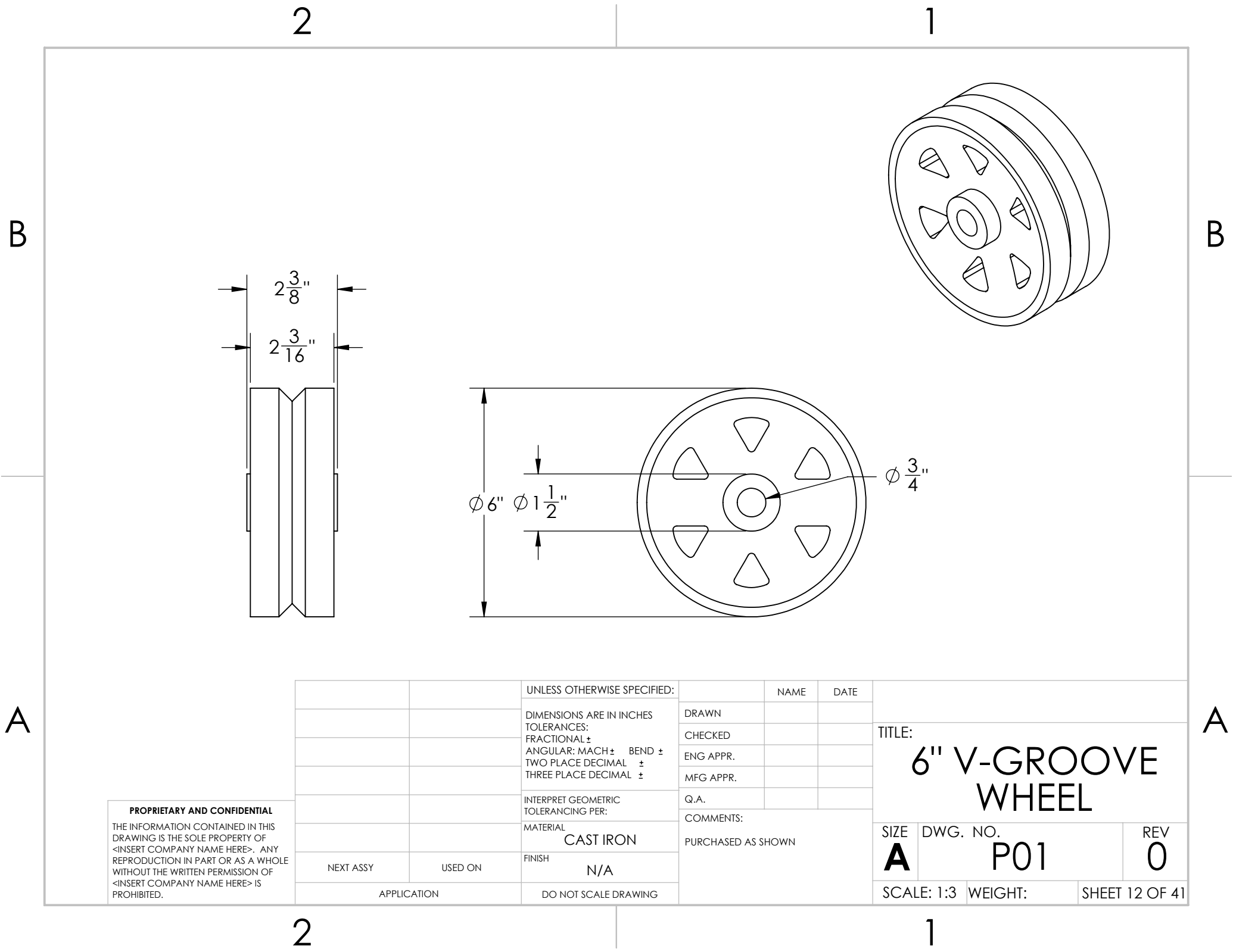
ITEM NO.	PART NUMBER	QTY.
1	Top Arch Center	1
2	Top Arch Side	2
3,4,5	.25 Washer	4
4	.25-28 Bolt	2
5	.25-28 Nut	2

PROPRIETARY AND CONFIDENTIAL
THE INFORMATION CONTAINED IN THIS
DRAWING IS THE SOLE PROPERTY OF
<INSERT COMPANY NAME HERE>. ANY
REPRODUCTION IN PART OR AS A WHOLE
WITHOUT THE WRITTEN PERMISSION OF
<INSERT COMPANY NAME HERE> IS
PROHIBITED.

		UNLESS OTHERWISE SPECIFIED:
		DIMENSIONS ARE IN INCHES
		TOLERANCES:
		FRACTIONAL \pm
		ANGULAR: MACH \pm BEND \pm
		TWO PLACE DECIMAL \pm
		THREE PLACE DECIMAL \pm
		INTERPRET GEOMETRIC
		TOLERANCING PER:
		MATERIAL
		N/A
		FINISH
		N/A
NEXT ASSY	USED ON	
APPLICATION		DO NOT SCALE DRAWING

	NAME	DATE
DRAWN		
CHECKED		
ENG APPR.		
MFG APPR.		
Q.A.		
COMMENTS:		

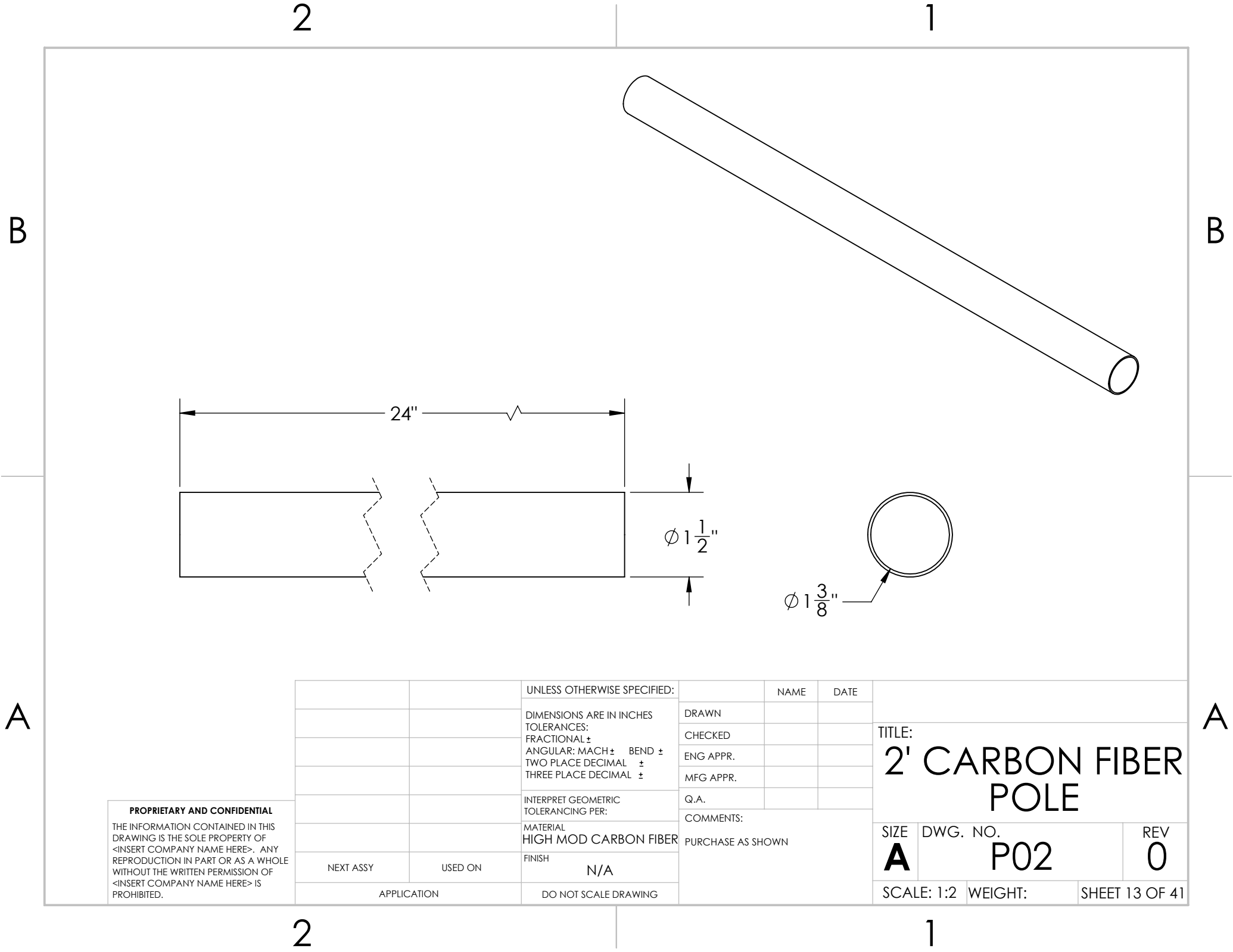
TITLE:		
TOP ARCH		
SIZE	DWG. NO.	REV
A	A09	0
SCALE: 1:20	WEIGHT:	SHEET 11 OF 41



PROPRIETARY AND CONFIDENTIAL
THE INFORMATION CONTAINED IN THIS
DRAWING IS THE SOLE PROPERTY OF
<INSERT COMPANY NAME HERE>. ANY
REPRODUCTION IN PART OR AS A WHOLE
WITHOUT THE WRITTEN PERMISSION OF
<INSERT COMPANY NAME HERE> IS
PROHIBITED.

		UNLESS OTHERWISE SPECIFIED:		NAME	DATE
		DIMENSIONS ARE IN INCHES	DRAWN		
		TOLERANCES:	CHECKED		
		FRACTIONAL ±	ENG APPR.		
		ANGULAR: MACH ± BEND ±	MFG APPR.		
		TWO PLACE DECIMAL ±	Q.A.		
		THREE PLACE DECIMAL ±	COMMENTS:	PURCHASED AS SHOWN	
		INTERPRET GEOMETRIC			
		TOLERANCING PER:			
		MATERIAL			
		CAST IRON			
		FINISH			
		N/A			
NEXT ASSY	USED ON				
APPLICATION		DO NOT SCALE DRAWING			

TITLE:					
6" V-GROOVE WHEEL					
SIZE	DWG. NO.			REV	
A	P01			0	
SCALE: 1:3		WEIGHT:		SHEET 12 OF 41	



A

A

PROPRIETARY AND CONFIDENTIAL
THE INFORMATION CONTAINED IN THIS DRAWING IS THE SOLE PROPERTY OF <INSERT COMPANY NAME HERE>. ANY REPRODUCTION IN PART OR AS A WHOLE WITHOUT THE WRITTEN PERMISSION OF <INSERT COMPANY NAME HERE> IS PROHIBITED.

		UNLESS OTHERWISE SPECIFIED:		NAME	DATE
		DIMENSIONS ARE IN INCHES	DRAWN		
		TOLERANCES:	CHECKED		
		FRACTIONAL ±	ENG APPR.		
		ANGULAR: MACH ± BEND ±	MFG APPR.		
		TWO PLACE DECIMAL ±	Q.A.		
		THREE PLACE DECIMAL ±	COMMENTS:	PURCHASE AS SHOWN	
		INTERPRET GEOMETRIC TOLERANCING PER:			
		MATERIAL			
		HIGH MOD CARBON FIBER			
		FINISH			
		N/A			
NEXT ASSY	USED ON				
APPLICATION		DO NOT SCALE DRAWING			

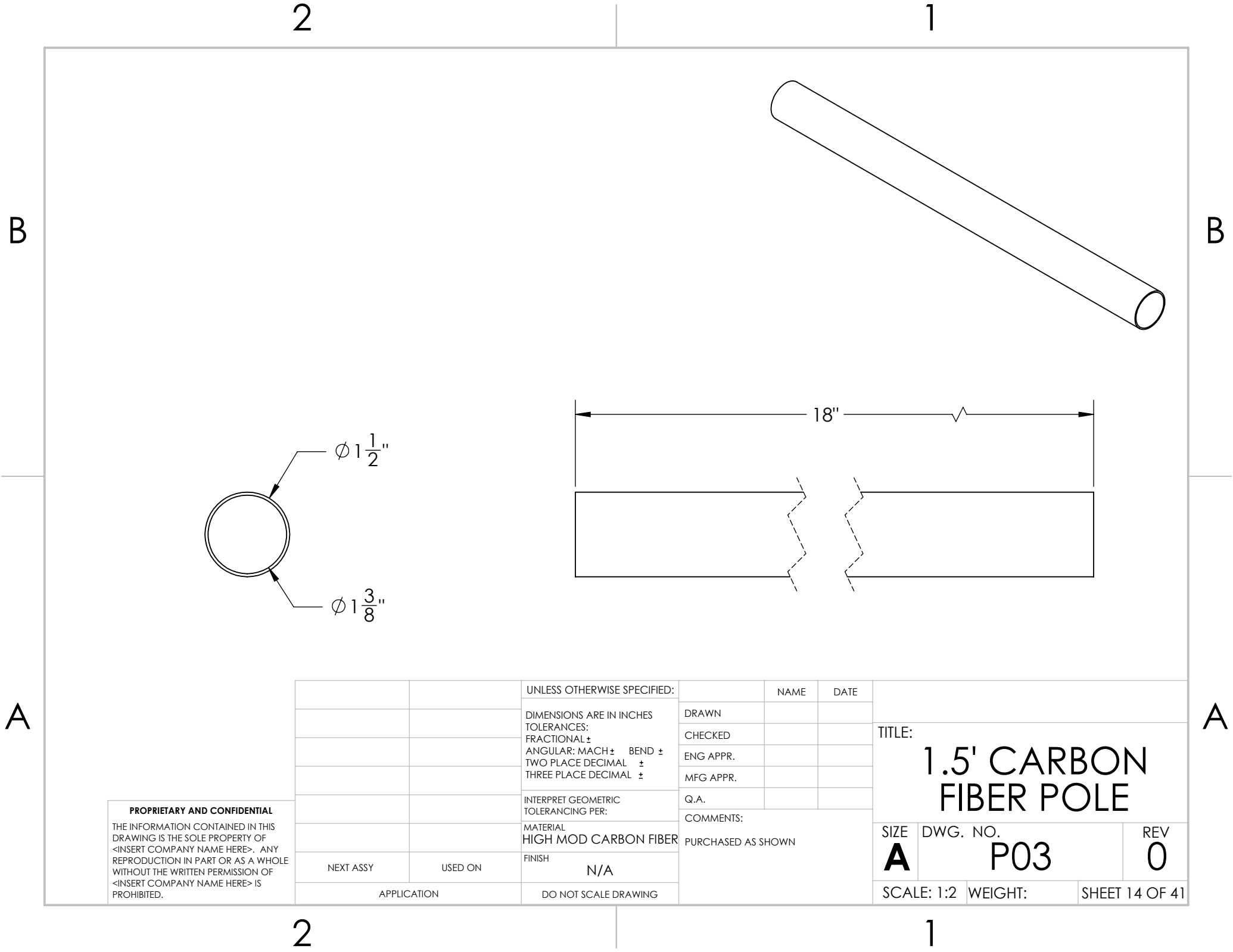
TITLE:
2' CARBON FIBER POLE

SIZE	DWG. NO.	REV
A	P02	0

SCALE: 1:2	WEIGHT:	SHEET 13 OF 41
------------	---------	----------------

2

1

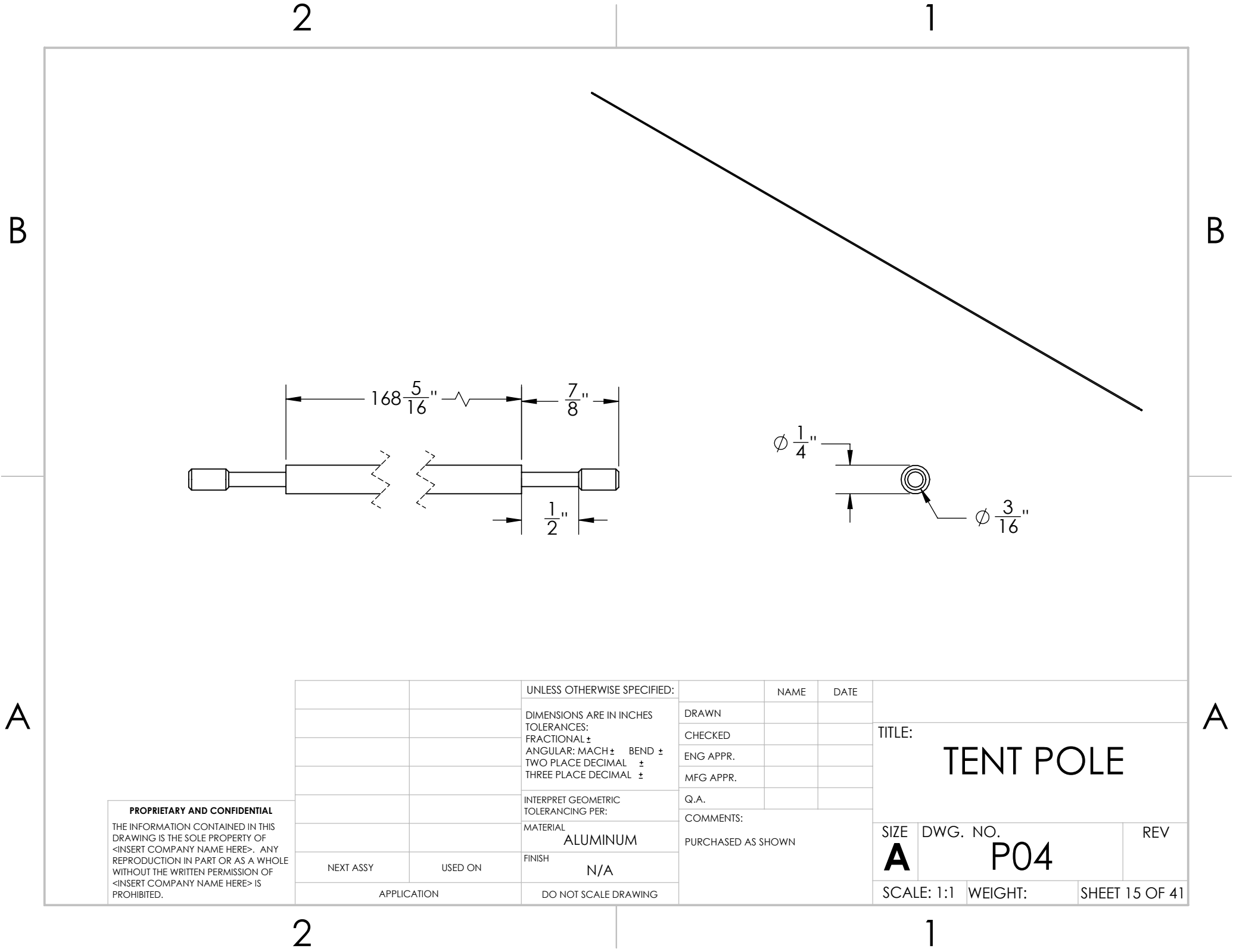


PROPRIETARY AND CONFIDENTIAL
THE INFORMATION CONTAINED IN THIS
DRAWING IS THE SOLE PROPERTY OF
<INSERT COMPANY NAME HERE>. ANY
REPRODUCTION IN PART OR AS A WHOLE
WITHOUT THE WRITTEN PERMISSION OF
<INSERT COMPANY NAME HERE> IS
PROHIBITED.

		UNLESS OTHERWISE SPECIFIED:
		DIMENSIONS ARE IN INCHES
		TOLERANCES:
		FRACTIONAL \pm
		ANGULAR: MACH \pm BEND \pm
		TWO PLACE DECIMAL \pm
		THREE PLACE DECIMAL \pm
		INTERPRET GEOMETRIC
		TOLERANCING PER:
		MATERIAL
		HIGH MOD CARBON FIBER
NEXT ASSY	USED ON	FINISH
		N/A
APPLICATION		DO NOT SCALE DRAWING

	NAME	DATE
DRAWN		
CHECKED		
ENG APPR.		
MFG APPR.		
Q.A.		
COMMENTS:		
PURCHASED AS SHOWN		

TITLE:		
1.5' CARBON FIBER POLE		
SIZE	DWG. NO.	REV
A	P03	0
SCALE: 1:2	WEIGHT:	SHEET 14 OF 41



A

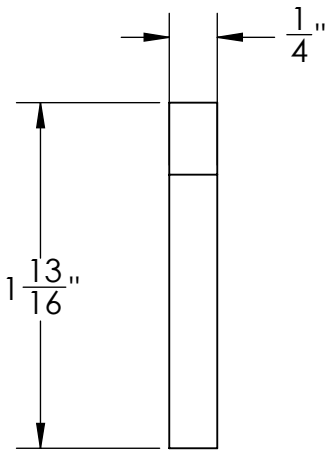
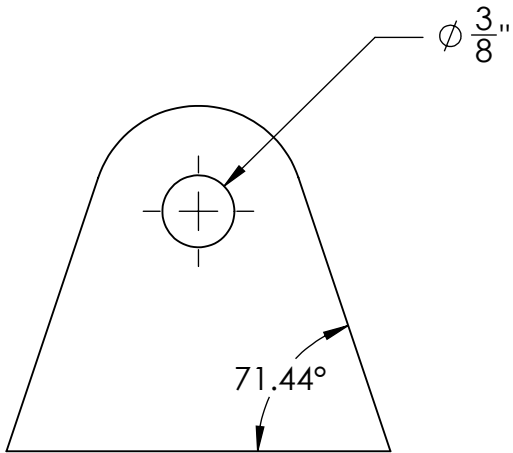
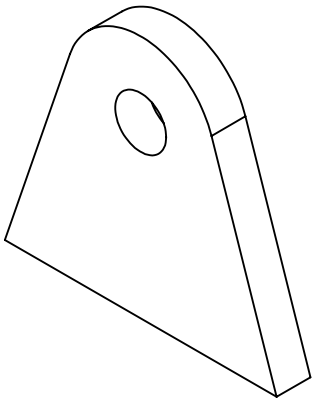
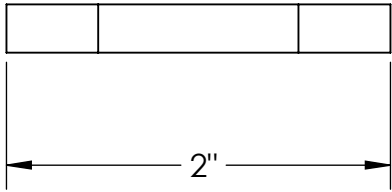
A

PROPRIETARY AND CONFIDENTIAL
THE INFORMATION CONTAINED IN THIS DRAWING IS THE SOLE PROPERTY OF <INSERT COMPANY NAME HERE>. ANY REPRODUCTION IN PART OR AS A WHOLE WITHOUT THE WRITTEN PERMISSION OF <INSERT COMPANY NAME HERE> IS PROHIBITED.

		UNLESS OTHERWISE SPECIFIED:		NAME	DATE	TITLE: <div>TENT POLE</div>		
		DIMENSIONS ARE IN INCHES	DRAWN					
		TOLERANCES:	CHECKED					
		FRACTIONAL ±	ENG APPR.					
		ANGULAR: MACH ± BEND ±	MFG APPR.					
		TWO PLACE DECIMAL ±				SIZE DWG. NO. REV <div>A P04</div>		
		THREE PLACE DECIMAL ±						
		INTERPRET GEOMETRIC TOLERANCING PER:	Q.A.			PURCHASED AS SHOWN		
		MATERIAL	COMMENTS:					
		ALUMINUM						
		FINISH						
NEXT ASSY	USED ON	N/A						
APPLICATION		DO NOT SCALE DRAWING				SCALE: 1:1 WEIGHT: SHEET 15 OF 41		

2

1



PROPRIETARY AND CONFIDENTIAL
THE INFORMATION CONTAINED IN THIS
DRAWING IS THE SOLE PROPERTY OF
<INSERT COMPANY NAME HERE>. ANY
REPRODUCTION IN PART OR AS A WHOLE
WITHOUT THE WRITTEN PERMISSION OF
<INSERT COMPANY NAME HERE> IS
PROHIBITED.

		UNLESS OTHERWISE SPECIFIED:
		DIMENSIONS ARE IN INCHES TOLERANCES: FRACTIONAL $\pm 1/8$ ANGULAR: MACH \pm BEND \pm TWO PLACE DECIMAL \pm THREE PLACE DECIMAL \pm
		INTERPRET GEOMETRIC TOLERANCING PER:
		MATERIAL ASTM A36 STEEL
NEXT ASSY	USED ON	FINISH N/A
APPLICATION		DO NOT SCALE DRAWING

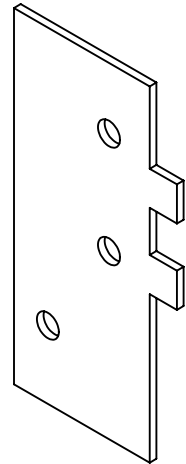
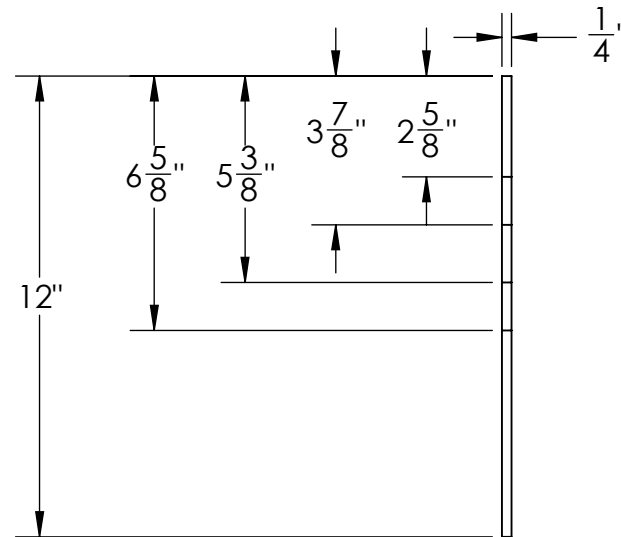
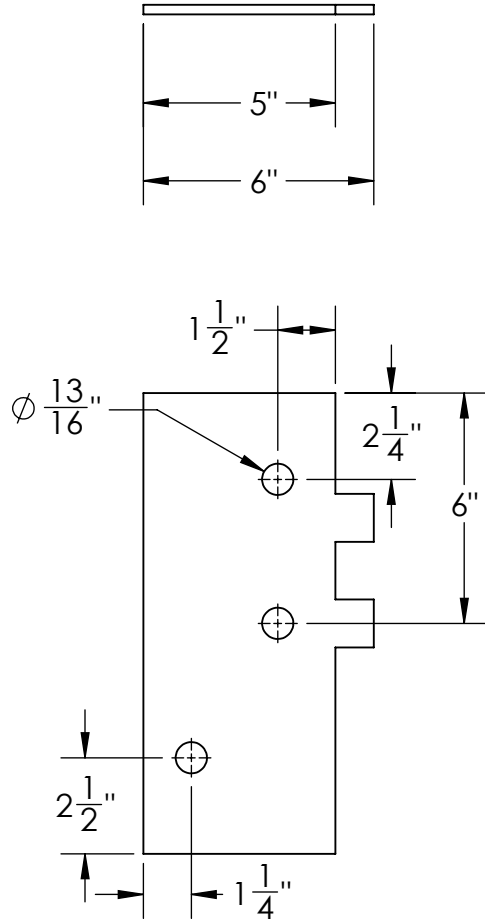
	NAME	DATE
DRAWN		
CHECKED		
ENG APPR.		
MFG APPR.		
Q.A.		
COMMENTS:		
PART TO BE PLASMA CUT		

TITLE:
SIDE HINGE TAB

SIZE	DWG. NO.	REV
A	P05	0
SCALE: 2:1	WEIGHT:	SHEET 16 OF 41

B

B



A

A

PROPRIETARY AND CONFIDENTIAL
THE INFORMATION CONTAINED IN THIS DRAWING IS THE SOLE PROPERTY OF <INSERT COMPANY NAME HERE>. ANY REPRODUCTION IN PART OR AS A WHOLE WITHOUT THE WRITTEN PERMISSION OF <INSERT COMPANY NAME HERE> IS PROHIBITED.

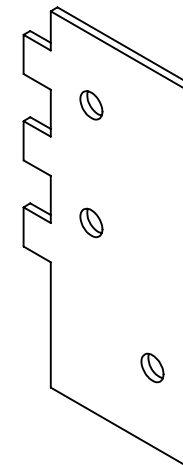
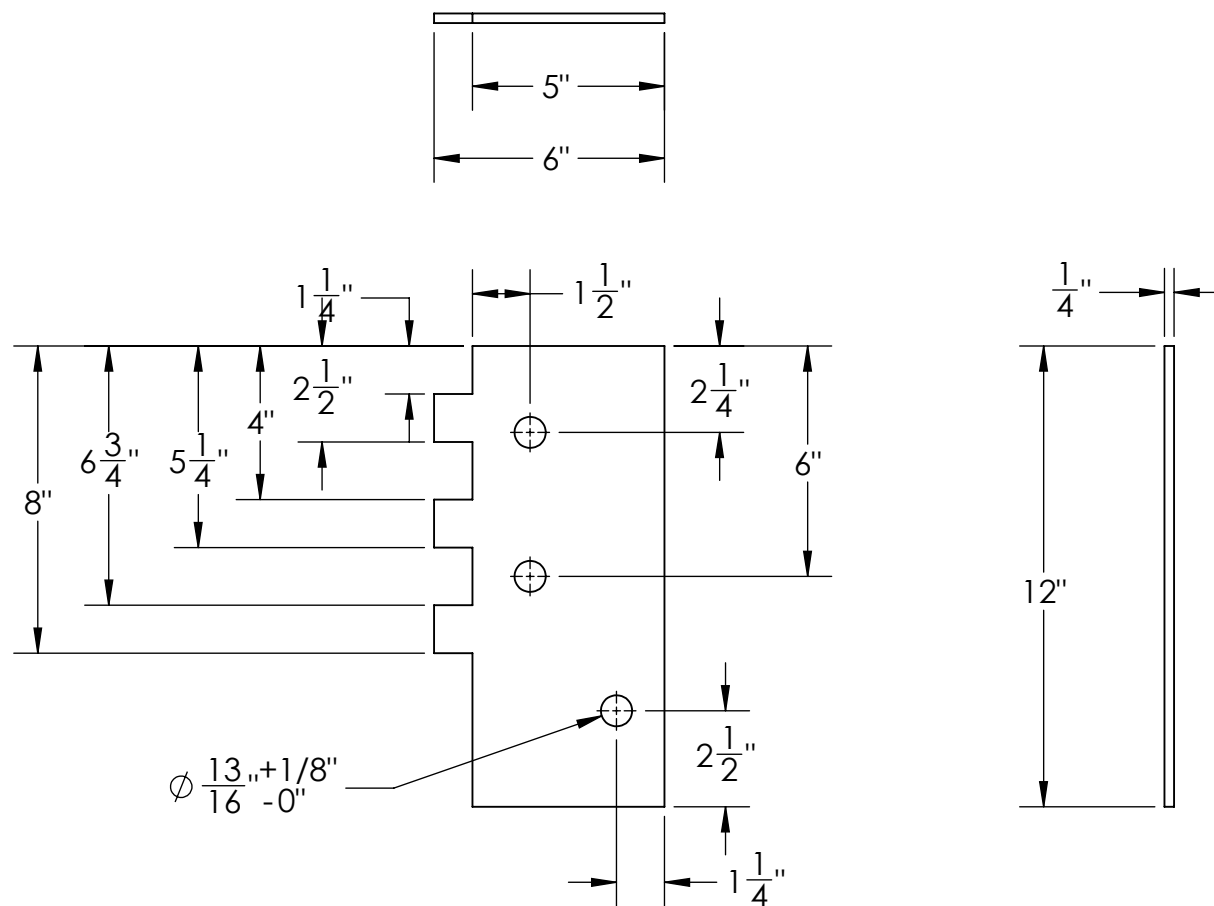
		UNLESS OTHERWISE SPECIFIED:		NAME	DATE	TITLE: <div>2 PRONG BASE</div>		
		DIMENSIONS ARE IN INCHES	DRAWN					
		TOLERANCES:	CHECKED					
		FRACTIONAL ±	ENG APPR.					
		ANGULAR: MACH ± BEND ±	MFG APPR.					
		TWO PLACE DECIMAL ±				SIZE DWG. NO. REV <div>A P06 0</div>		
		THREE PLACE DECIMAL ±						
		INTERPRET GEOMETRIC TOLERANCING PER:	Q.A.					
		MATERIAL	COMMENTS:					
		ASTM A36 STEEL	PART TO BE PLASMA CUT					
		FINISH						
		N/A						

2

1

1

B



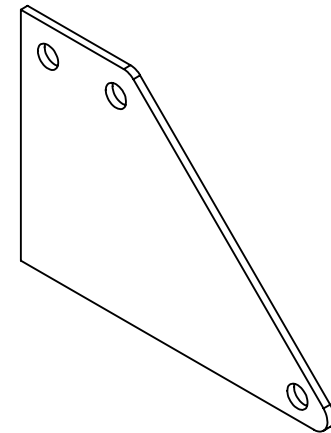
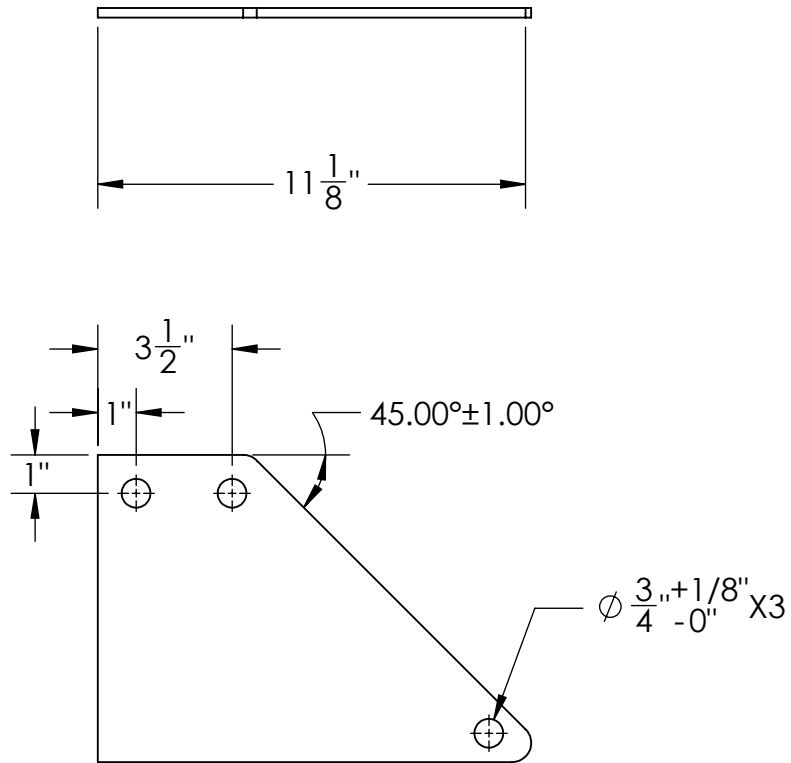
A

THE INFORMATION CONTAINED IN THIS
DRAWING IS THE SOLE PROPERTY OF
<INSERT COMPANY NAME HERE>. ANY
REPRODUCTION IN PART OR AS A WHOLE
WITHOUT THE WRITTEN PERMISSION OF
<INSERT COMPANY NAME HERE> IS
PROHIBITED.

		UNLESS OTHERWISE SPECIFIED:		NAME	DATE	TITLE: 3 PRONG BASE			
		DIMENSIONS ARE IN INCHES TOLERANCES: FRACTIONAL ± 1/8" ANGULAR: MACH ± BEND ± TWO PLACE DECIMAL ± THREE PLACE DECIMAL ±	DRAWN						
			CHECKED						
			ENG APPR.						
			MFG APPR.						
		INTERPRET GEOMETRIC TOLERANCING PER:	Q.A.			SIZE DWG. NO. REV A P07 0			
		MATERIAL ASTM A36 STEEL	COMMENTS: PART TO BE PLASMA CUT						
NEXT ASSY	USED ON	FINISH N/A							
APPLICATION		DO NOT SCALE DRAWING				SCALE: 1:5		WEIGHT:	SHEET 18 OF 41

1

B



B

A

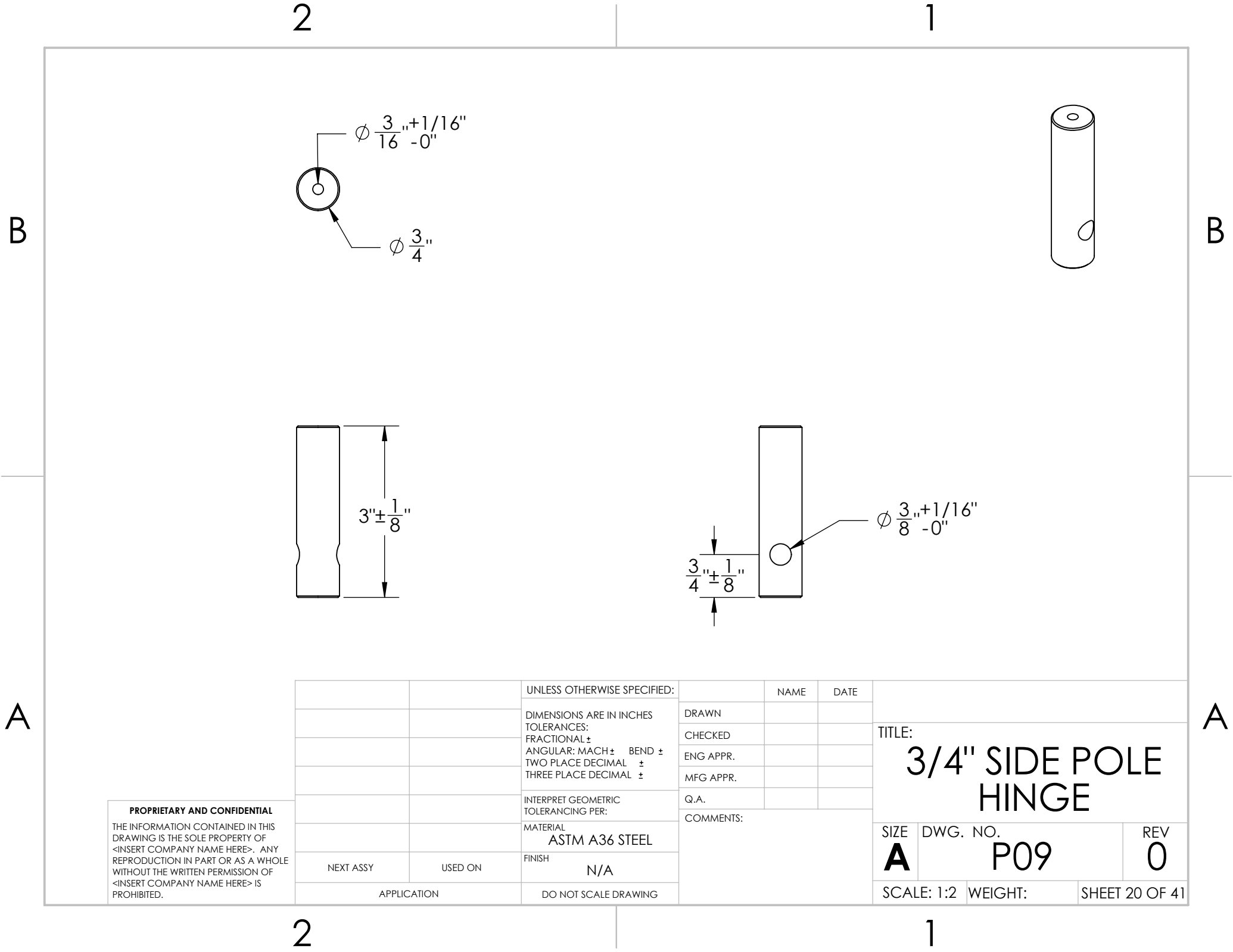
A

PROPRIETARY AND CONFIDENTIAL
THE INFORMATION CONTAINED IN THIS DRAWING IS THE SOLE PROPERTY OF <INSERT COMPANY NAME HERE>. ANY REPRODUCTION IN PART OR AS A WHOLE WITHOUT THE WRITTEN PERMISSION OF <INSERT COMPANY NAME HERE> IS PROHIBITED.

		UNLESS OTHERWISE SPECIFIED:		NAME	DATE	TITLE: BASE BOTTOM PLATE			
		DIMENSIONS ARE IN INCHES TOLERANCES: FRACTIONAL ± 1/8" ANGULAR: MACH± BEND ± TWO PLACE DECIMAL ± THREE PLACE DECIMAL ±	DRAWN						
			CHECKED						
			ENG APPR.						
			MFG APPR.						
		INTERPRET GEOMETRIC TOLERANCING PER:	Q.A.			SIZE DWG. NO. REV A P08 0			
		MATERIAL ASTM A36 Steel	COMMENTS: PART TO BE PLASMA CUT. HOLE DIMENSIONS CRITICAL.						
		FINISH N/A							
NEXT ASSY	USED ON					SCALE: 1:5		WEIGHT:	SHEET 19 OF 41
APPLICATION		DO NOT SCALE DRAWING							

2

1



A

A

PROPRIETARY AND CONFIDENTIAL
THE INFORMATION CONTAINED IN THIS DRAWING IS THE SOLE PROPERTY OF <INSERT COMPANY NAME HERE>. ANY REPRODUCTION IN PART OR AS A WHOLE WITHOUT THE WRITTEN PERMISSION OF <INSERT COMPANY NAME HERE> IS PROHIBITED.

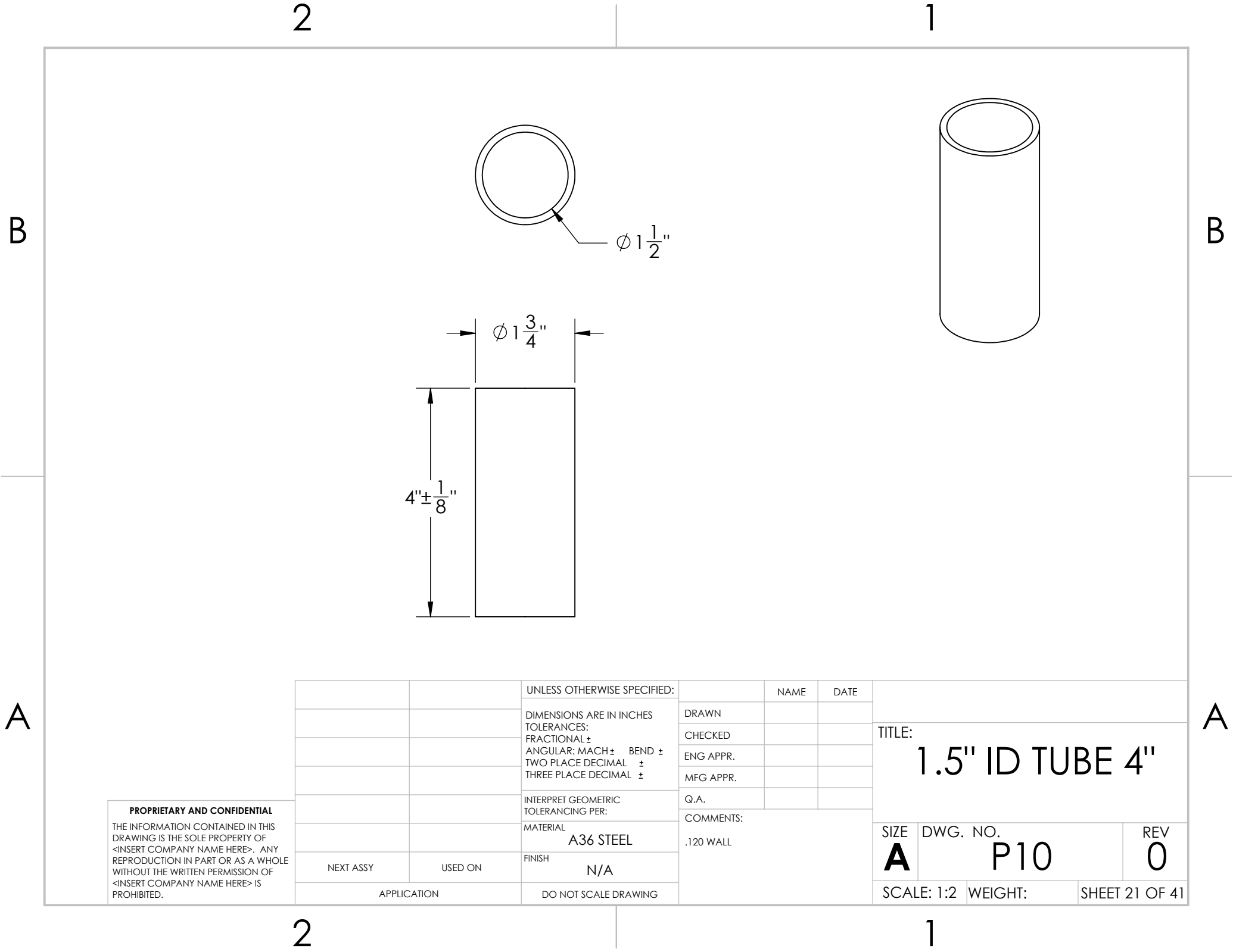
		UNLESS OTHERWISE SPECIFIED:
		DIMENSIONS ARE IN INCHES
		TOLERANCES:
		FRACTIONAL \pm
		ANGULAR: MACH \pm BEND \pm
		TWO PLACE DECIMAL \pm
		THREE PLACE DECIMAL \pm
		INTERPRET GEOMETRIC TOLERANCING PER:
		MATERIAL
		ASTM A36 STEEL
NEXT ASSY	USED ON	FINISH
		N/A
APPLICATION		DO NOT SCALE DRAWING

	NAME	DATE
DRAWN		
CHECKED		
ENG APPR.		
MFG APPR.		
Q.A.		
COMMENTS:		

TITLE:		
3/4" SIDE POLE HINGE		
SIZE	DWG. NO.	REV
A	P09	0
SCALE: 1:2	WEIGHT:	SHEET 20 OF 41

2

1



B

B

A

A

PROPRIETARY AND CONFIDENTIAL
THE INFORMATION CONTAINED IN THIS
DRAWING IS THE SOLE PROPERTY OF
<INSERT COMPANY NAME HERE>. ANY
REPRODUCTION IN PART OR AS A WHOLE
WITHOUT THE WRITTEN PERMISSION OF
<INSERT COMPANY NAME HERE> IS
PROHIBITED.

		UNLESS OTHERWISE SPECIFIED:		NAME	DATE	TITLE: 1.5" ID TUBE 4"			
		DIMENSIONS ARE IN INCHES TOLERANCES: FRACTIONAL ± ANGULAR: MACH ± BEND ± TWO PLACE DECIMAL ± THREE PLACE DECIMAL ±	DRAWN						
			CHECKED						
			ENG APPR.						
			MFG APPR.						
		INTERPRET GEOMETRIC TOLERANCING PER:	Q.A.			SIZE DWG. NO. REV A P10 0			
		MATERIAL A36 STEEL	COMMENTS: .120 WALL						
		FINISH N/A							
NEXT ASSY	USED ON					SCALE: 1:2		WEIGHT:	SHEET 21 OF 41
APPLICATION		DO NOT SCALE DRAWING							

2

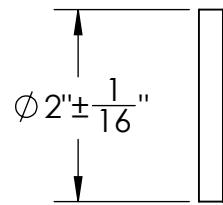
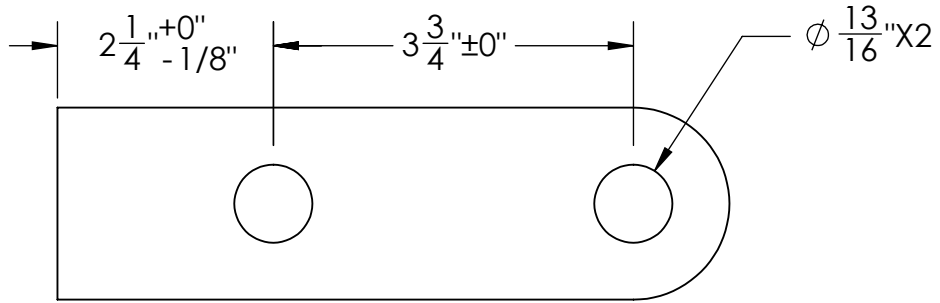
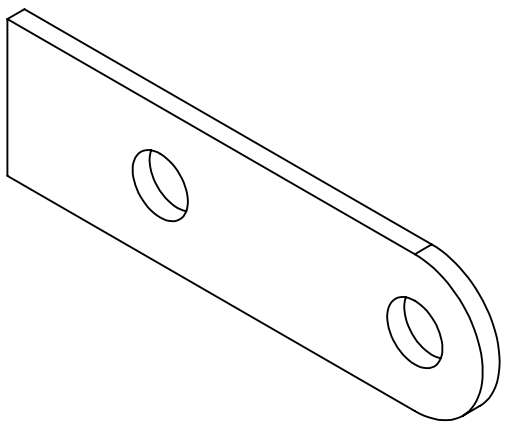
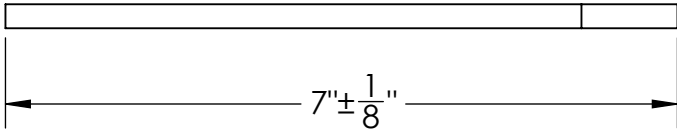
1

B

A

B

A



PROPRIETARY AND CONFIDENTIAL
THE INFORMATION CONTAINED IN THIS DRAWING IS THE SOLE PROPERTY OF <INSERT COMPANY NAME HERE>. ANY REPRODUCTION IN PART OR AS A WHOLE WITHOUT THE WRITTEN PERMISSION OF <INSERT COMPANY NAME HERE> IS PROHIBITED.

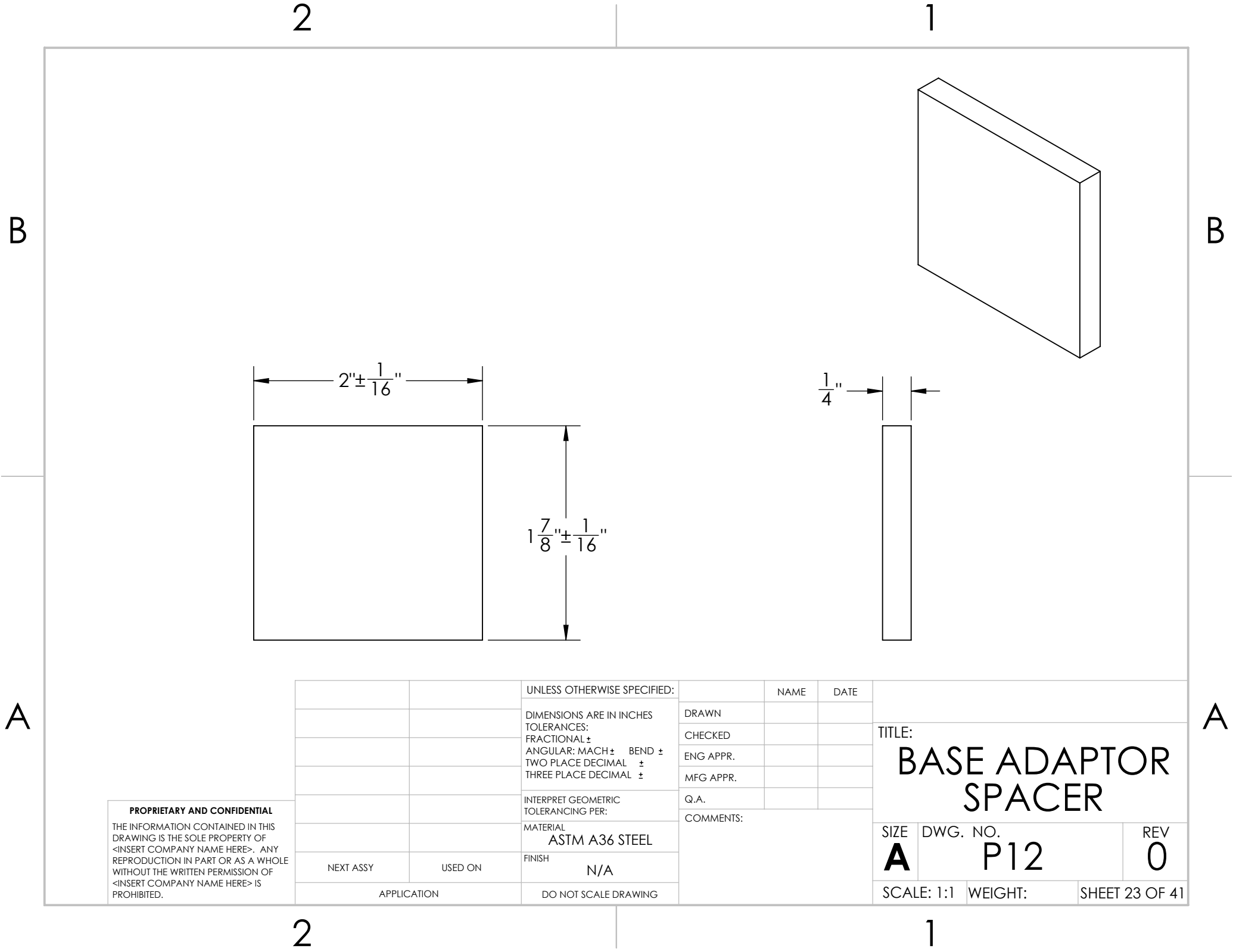
		UNLESS OTHERWISE SPECIFIED:
		DIMENSIONS ARE IN INCHES
		TOLERANCES:
		FRACTIONAL ±
		ANGULAR: MACH ± BEND ±
		TWO PLACE DECIMAL ±
		THREE PLACE DECIMAL ±
		INTERPRET GEOMETRIC TOLERANCING PER:
		MATERIAL
		ASTM A36 STEEL
NEXT ASSY	USED ON	FINISH
		N/A
APPLICATION		DO NOT SCALE DRAWING

	NAME	DATE
DRAWN		
CHECKED		
ENG APPR.		
MFG APPR.		
Q.A.		
COMMENTS:		

TITLE:		
BASE ADAPTOR		
SIZE	DWG. NO.	REV
A	P11	0
SCALE: 1:2	WEIGHT:	SHEET 22 OF 41

2

1



A

A

PROPRIETARY AND CONFIDENTIAL
THE INFORMATION CONTAINED IN THIS DRAWING IS THE SOLE PROPERTY OF <INSERT COMPANY NAME HERE>. ANY REPRODUCTION IN PART OR AS A WHOLE WITHOUT THE WRITTEN PERMISSION OF <INSERT COMPANY NAME HERE> IS PROHIBITED.

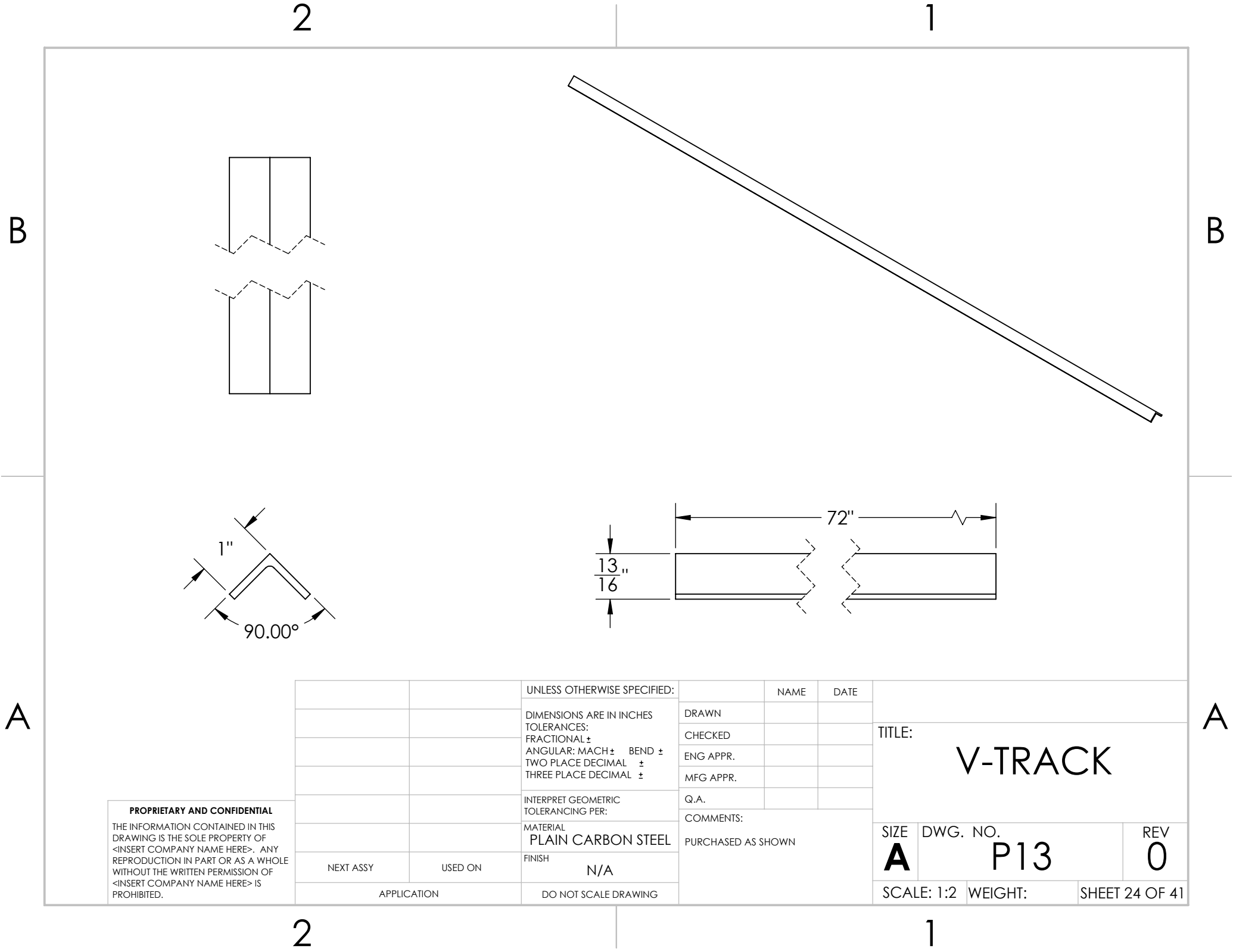
		UNLESS OTHERWISE SPECIFIED:
		DIMENSIONS ARE IN INCHES
		TOLERANCES:
		FRACTIONAL \pm
		ANGULAR: MACH \pm BEND \pm
		TWO PLACE DECIMAL \pm
		THREE PLACE DECIMAL \pm
		INTERPRET GEOMETRIC TOLERANCING PER:
		MATERIAL
		ASTM A36 STEEL
NEXT ASSY	USED ON	FINISH
		N/A
APPLICATION		DO NOT SCALE DRAWING

	NAME	DATE
DRAWN		
CHECKED		
ENG APPR.		
MFG APPR.		
Q.A.		
COMMENTS:		

TITLE:		
BASE ADAPTOR SPACER		
SIZE	DWG. NO.	REV
A	P12	0
SCALE: 1:1	WEIGHT:	SHEET 23 OF 41

2

1



A

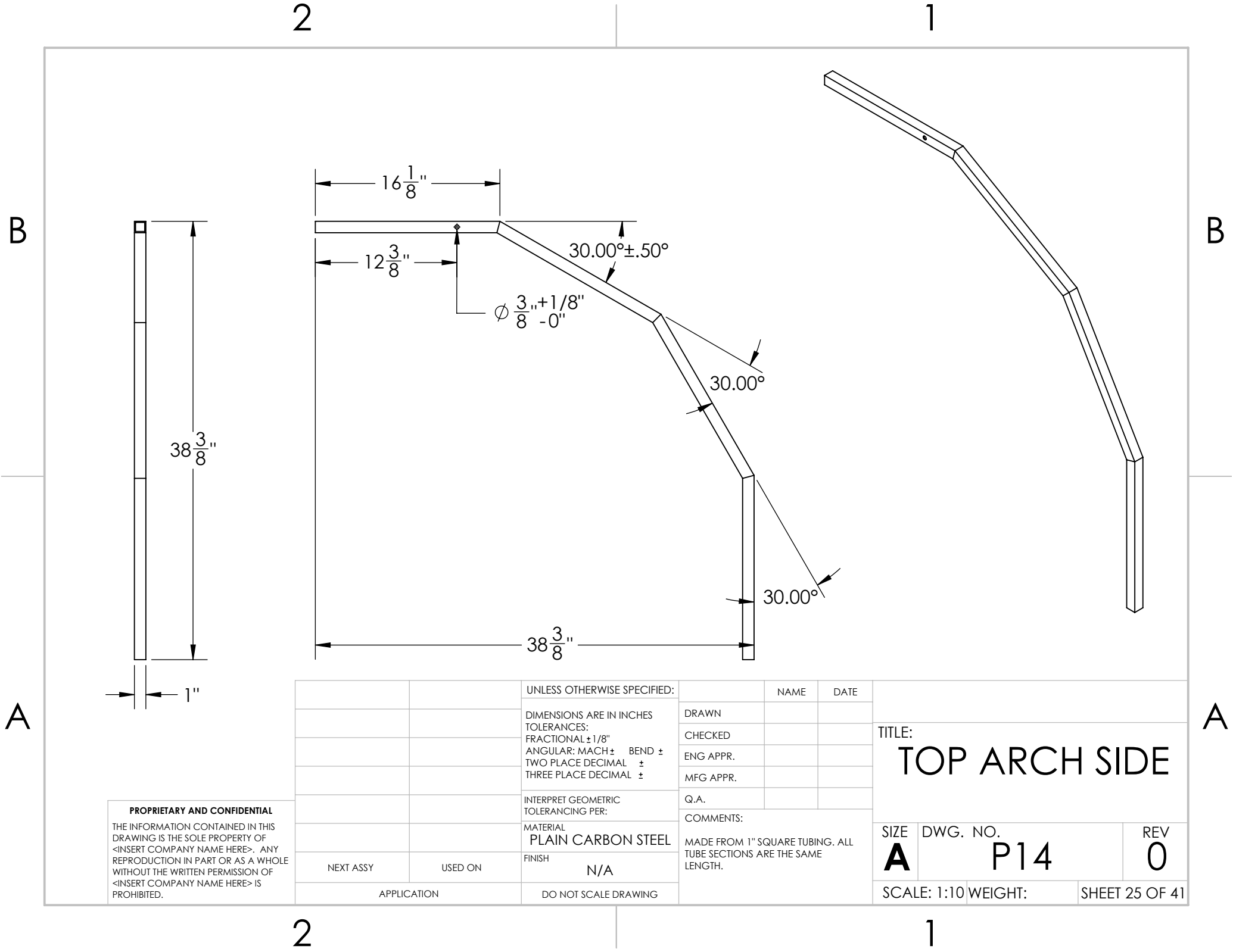
A

PROPRIETARY AND CONFIDENTIAL
THE INFORMATION CONTAINED IN THIS DRAWING IS THE SOLE PROPERTY OF <INSERT COMPANY NAME HERE>. ANY REPRODUCTION IN PART OR AS A WHOLE WITHOUT THE WRITTEN PERMISSION OF <INSERT COMPANY NAME HERE> IS PROHIBITED.

		UNLESS OTHERWISE SPECIFIED:	DRAWN	NAME	DATE	TITLE: V-TRACK		
		DIMENSIONS ARE IN INCHES	CHECKED					
		TOLERANCES:	ENG APPR.					
		FRACTIONAL ±	MFG APPR.					
		ANGULAR: MACH ± BEND ±	Q.A.					
		TWO PLACE DECIMAL ±	COMMENTS:			SIZE DWG. NO. REV A P13 0		
		THREE PLACE DECIMAL ±						
		INTERPRET GEOMETRIC TOLERANCING PER:	PURCHASED AS SHOWN					
		MATERIAL						
		PLAIN CARBON STEEL						
NEXT ASSY	USED ON	FINISH						
		N/A						
APPLICATION		DO NOT SCALE DRAWING				SCALE: 1:2 WEIGHT: SHEET 24 OF 41		

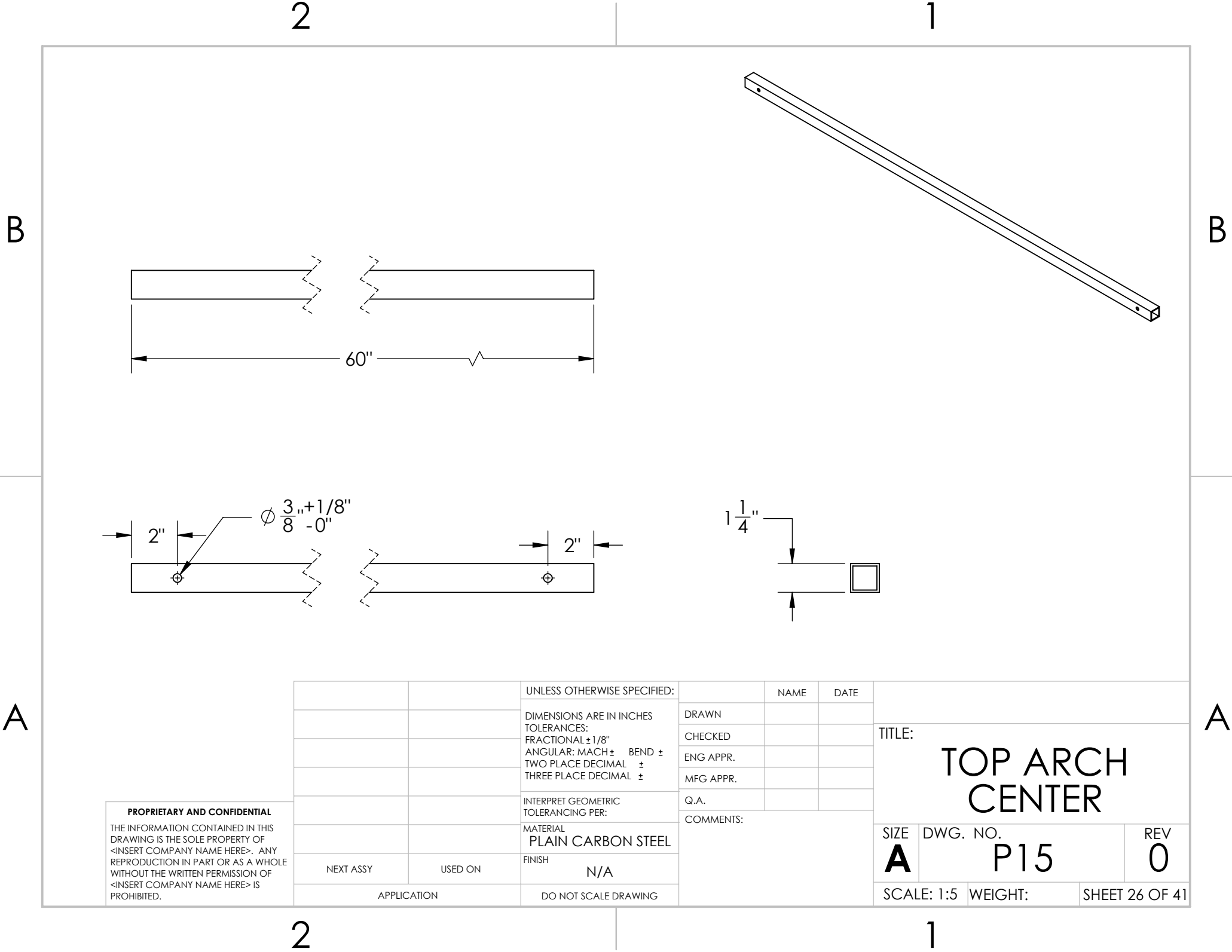
2

1



PROPRIETARY AND CONFIDENTIAL
THE INFORMATION CONTAINED IN THIS DRAWING IS THE SOLE PROPERTY OF <INSERT COMPANY NAME HERE>. ANY REPRODUCTION IN PART OR AS A WHOLE WITHOUT THE WRITTEN PERMISSION OF <INSERT COMPANY NAME HERE> IS PROHIBITED.

		UNLESS OTHERWISE SPECIFIED:	DRAWN	NAME	DATE	TITLE: TOP ARCH SIDE		
		DIMENSIONS ARE IN INCHES TOLERANCES: FRACTIONAL ± 1/8" ANGULAR: MACH ± BEND ± TWO PLACE DECIMAL ± THREE PLACE DECIMAL ±	CHECKED					
			ENG APPR.					
			MFG APPR.					
		INTERPRET GEOMETRIC TOLERANCING PER:	Q.A.					
		MATERIAL PLAIN CARBON STEEL	COMMENTS: MADE FROM 1" SQUARE TUBING. ALL TUBE SECTIONS ARE THE SAME LENGTH.			SIZE	DWG. NO.	REV
		FINISH N/A				A	P14	0
NEXT ASSY	USED ON					SCALE: 1:10		
APPLICATION		DO NOT SCALE DRAWING				WEIGHT:		SHEET 25 OF 41



PROPRIETARY AND CONFIDENTIAL

THE INFORMATION CONTAINED IN THIS DRAWING IS THE SOLE PROPERTY OF <INSERT COMPANY NAME HERE>. ANY REPRODUCTION IN PART OR AS A WHOLE WITHOUT THE WRITTEN PERMISSION OF <INSERT COMPANY NAME HERE> IS PROHIBITED.

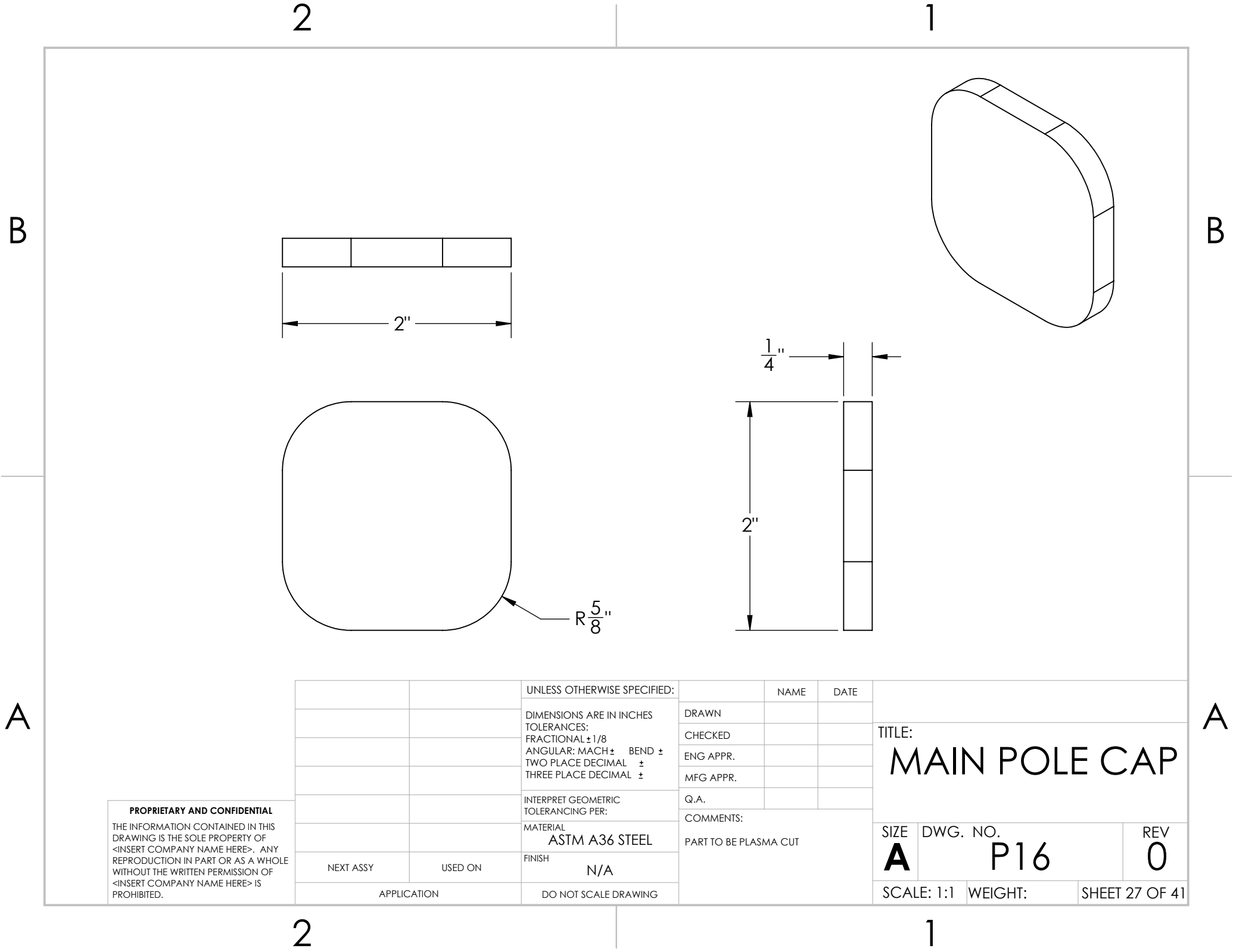
		UNLESS OTHERWISE SPECIFIED:
		DIMENSIONS ARE IN INCHES
		TOLERANCES:
		FRACTIONAL $\pm 1/8"$
		ANGULAR: MACH \pm BEND \pm
		TWO PLACE DECIMAL \pm
		THREE PLACE DECIMAL \pm
		INTERPRET GEOMETRIC TOLERANCING PER:
		MATERIAL
		PLAIN CARBON STEEL
NEXT ASSY	USED ON	FINISH
		N/A
APPLICATION		DO NOT SCALE DRAWING

	NAME	DATE
DRAWN		
CHECKED		
ENG APPR.		
MFG APPR.		
Q.A.		
COMMENTS:		

TITLE:

TOP ARCH
CENTER

SIZE	DWG. NO.	REV
A	P15	0
SCALE: 1:5		WEIGHT:
SHEET 26 OF 41		

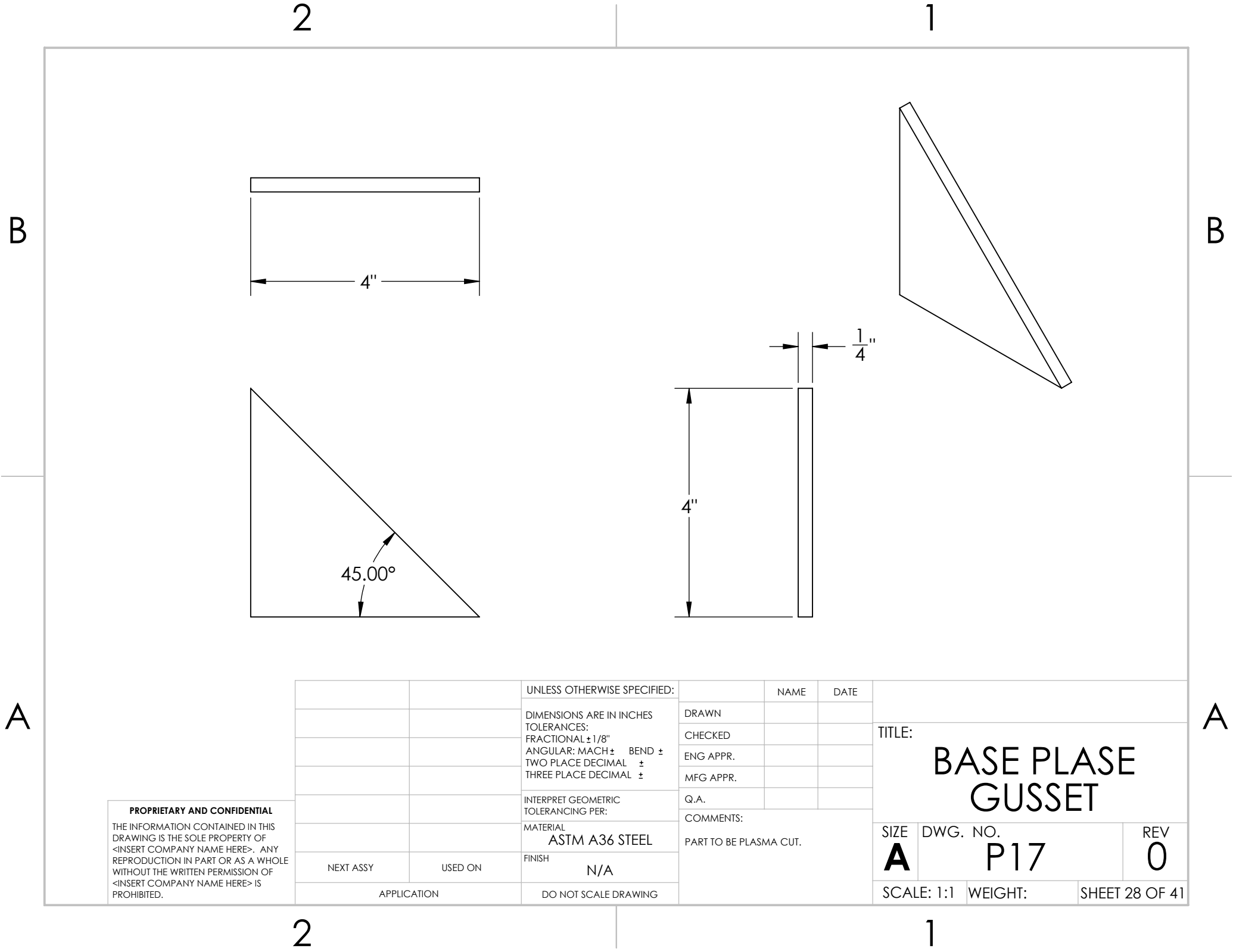


PROPRIETARY AND CONFIDENTIAL
THE INFORMATION CONTAINED IN THIS
DRAWING IS THE SOLE PROPERTY OF
<INSERT COMPANY NAME HERE>. ANY
REPRODUCTION IN PART OR AS A WHOLE
WITHOUT THE WRITTEN PERMISSION OF
<INSERT COMPANY NAME HERE> IS
PROHIBITED.

		UNLESS OTHERWISE SPECIFIED:
		DIMENSIONS ARE IN INCHES
		TOLERANCES:
		FRACTIONAL $\pm 1/8$
		ANGULAR: MACH \pm BEND \pm
		TWO PLACE DECIMAL \pm
		THREE PLACE DECIMAL \pm
		INTERPRET GEOMETRIC
		TOLERANCING PER:
		MATERIAL
		ASTM A36 STEEL
NEXT ASSY	USED ON	FINISH
		N/A
APPLICATION		DO NOT SCALE DRAWING

	NAME	DATE
DRAWN		
CHECKED		
ENG APPR.		
MFG APPR.		
Q.A.		
COMMENTS:		
PART TO BE PLASMA CUT		

TITLE:		
MAIN POLE CAP		
SIZE	DWG. NO.	REV
A	P16	0
SCALE: 1:1	WEIGHT:	SHEET 27 OF 41



A

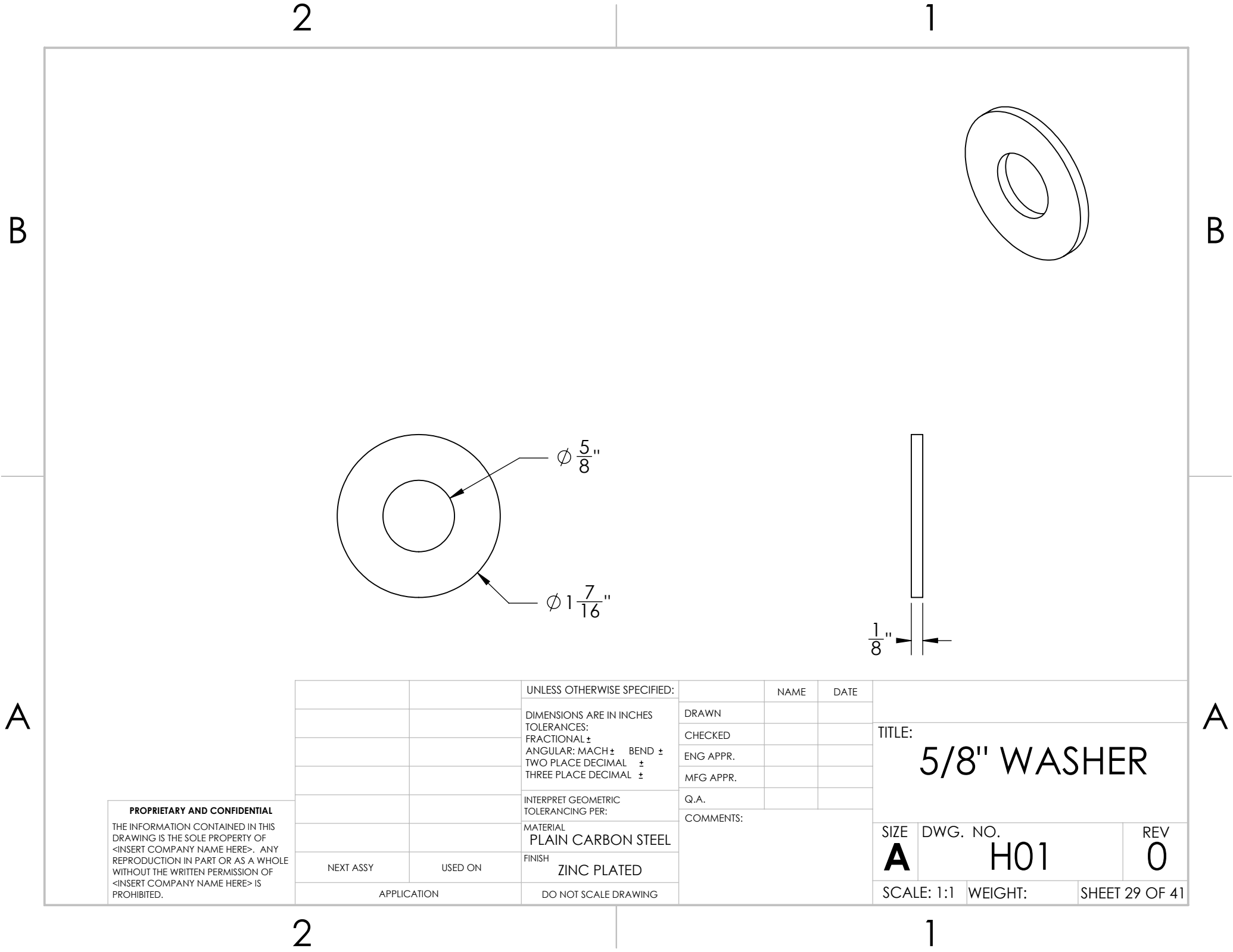
A

			UNLESS OTHERWISE SPECIFIED:		NAME	DATE	TITLE: <div>BASE PLASE GUSSET</div>		
			DIMENSIONS ARE IN INCHES TOLERANCES: FRACTIONAL ±1/8" ANGULAR: MACH± BEND ± TWO PLACE DECIMAL ± THREE PLACE DECIMAL ±	DRAWN					
				CHECKED					
				ENG APPR.					
				MFG APPR.					
				Q.A.					
<div>PROPRIETARY AND CONFIDENTIAL</div> <div>THE INFORMATION CONTAINED IN THIS DRAWING IS THE SOLE PROPERTY OF <INSERT COMPANY NAME HERE>. ANY REPRODUCTION IN PART OR AS A WHOLE WITHOUT THE WRITTEN PERMISSION OF <INSERT COMPANY NAME HERE> IS PROHIBITED.</div>			INTERPRET GEOMETRIC TOLERANCING PER:	COMMENTS: PART TO BE PLASMA CUT.			SIZE A	DWG. NO. P17	REV 0
			MATERIAL ASTM A36 STEEL						
	NEXT ASSY	USED ON	FINISH N/A						
	APPLICATION		DO NOT SCALE DRAWING						

SCALE: 1:1	WEIGHT:	SHEET 28 OF 41
------------	---------	----------------

2

1

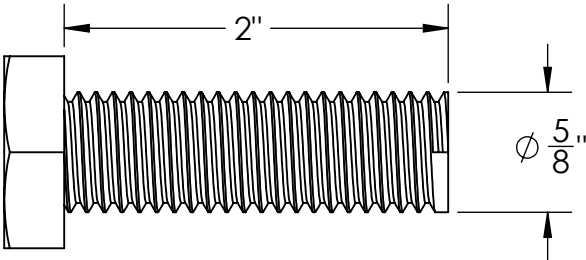
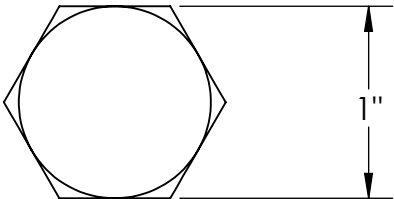
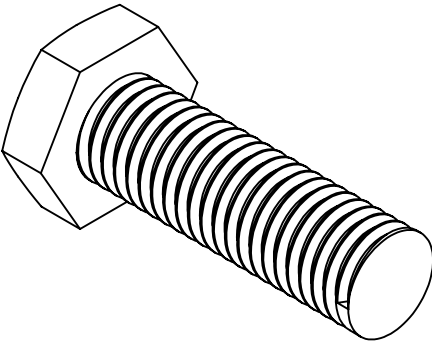


PROPRIETARY AND CONFIDENTIAL
THE INFORMATION CONTAINED IN THIS
DRAWING IS THE SOLE PROPERTY OF
<INSERT COMPANY NAME HERE>. ANY
REPRODUCTION IN PART OR AS A WHOLE
WITHOUT THE WRITTEN PERMISSION OF
<INSERT COMPANY NAME HERE> IS
PROHIBITED.

		UNLESS OTHERWISE SPECIFIED:
		DIMENSIONS ARE IN INCHES
		TOLERANCES:
		FRACTIONAL ±
		ANGULAR: MACH ± BEND ±
		TWO PLACE DECIMAL ±
		THREE PLACE DECIMAL ±
		INTERPRET GEOMETRIC
		TOLERANCING PER:
		MATERIAL
		PLAIN CARBON STEEL
		FINISH
		ZINC PLATED
NEXT ASSY	USED ON	
APPLICATION		DO NOT SCALE DRAWING

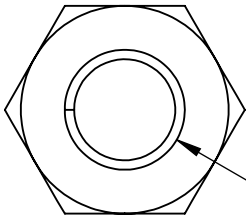
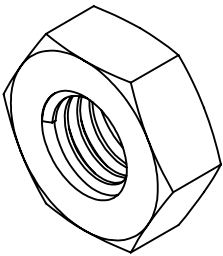
	NAME	DATE
DRAWN		
CHECKED		
ENG APPR.		
MFG APPR.		
Q.A.		
COMMENTS:		

TITLE:		
5/8" WASHER		
SIZE	DWG. NO.	REV
A	H01	0
SCALE: 1:1	WEIGHT:	SHEET 29 OF 41

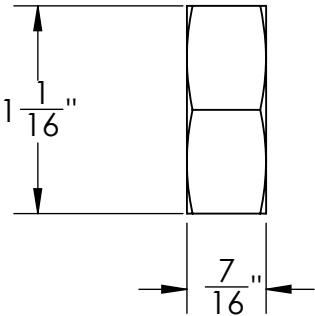


PROPRIETARY AND CONFIDENTIAL
THE INFORMATION CONTAINED IN THIS
DRAWING IS THE SOLE PROPERTY OF
<INSERT COMPANY NAME HERE>. ANY
REPRODUCTION IN PART OR AS A WHOLE
WITHOUT THE WRITTEN PERMISSION OF
<INSERT COMPANY NAME HERE> IS
PROHIBITED.

		UNLESS OTHERWISE SPECIFIED:		NAME	DATE	TITLE: 5/8"-11 HEX BOLT 2"		
		DIMENSIONS ARE IN INCHES	DRAWN					
		TOLERANCES:	CHECKED					
		FRACTIONAL ±	ENG APPR.					
		ANGULAR: MACH ± BEND ±	MFG APPR.					
		TWO PLACE DECIMAL ±	Q.A.			SIZE	DWG. NO.	REV
		THREE PLACE DECIMAL ±	COMMENTS:			A	H02	0
		INTERPRET GEOMETRIC				SCALE: 1:1 WEIGHT: SHEET 30 OF 41		
		TOLERANCING PER:						
		MATERIAL						
		PLAIN CARBON STEEL						
		FINISH						
		ZINC PLATED						
	NEXT ASSY	USED ON						
	APPLICATION							
		DO NOT SCALE DRAWING						

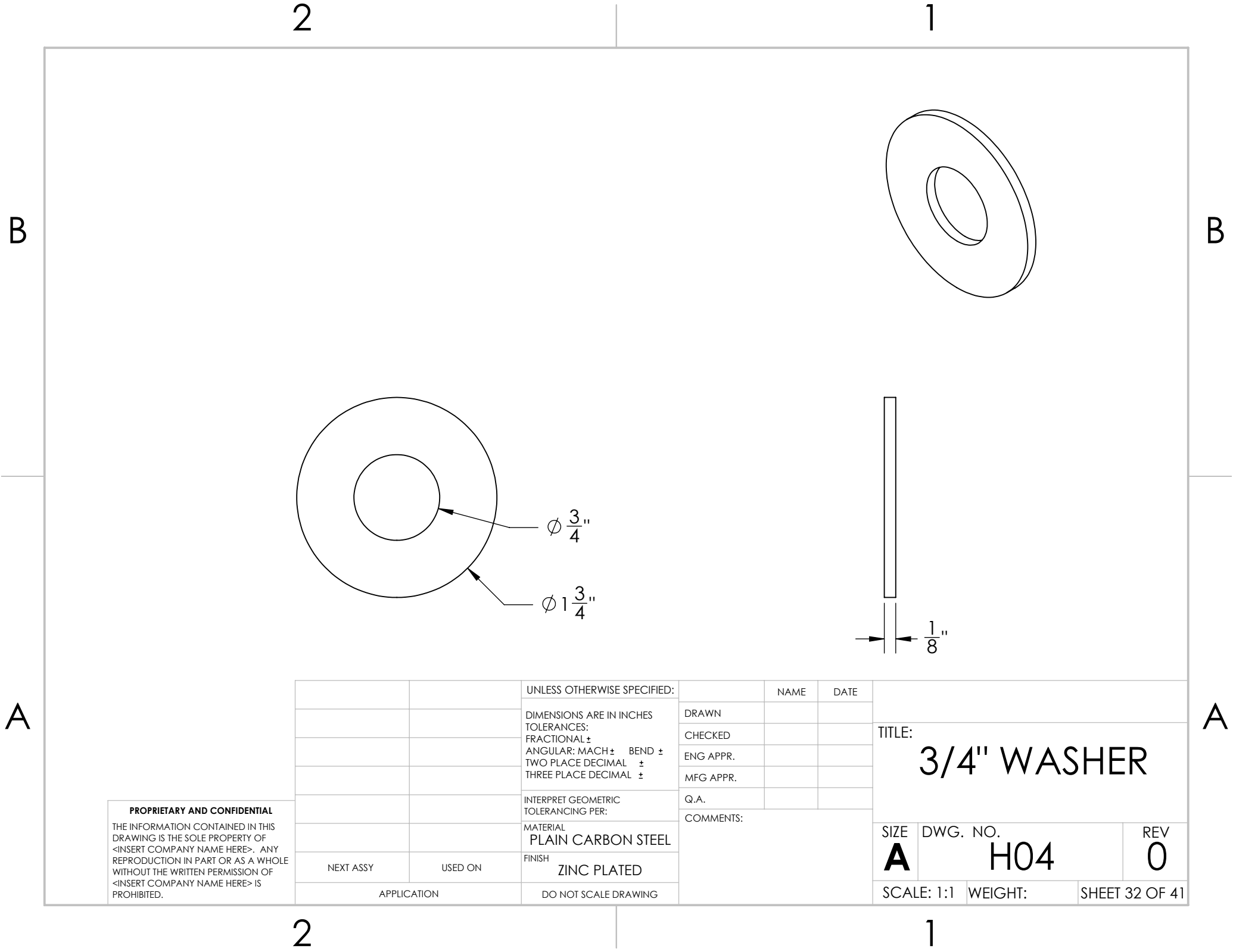


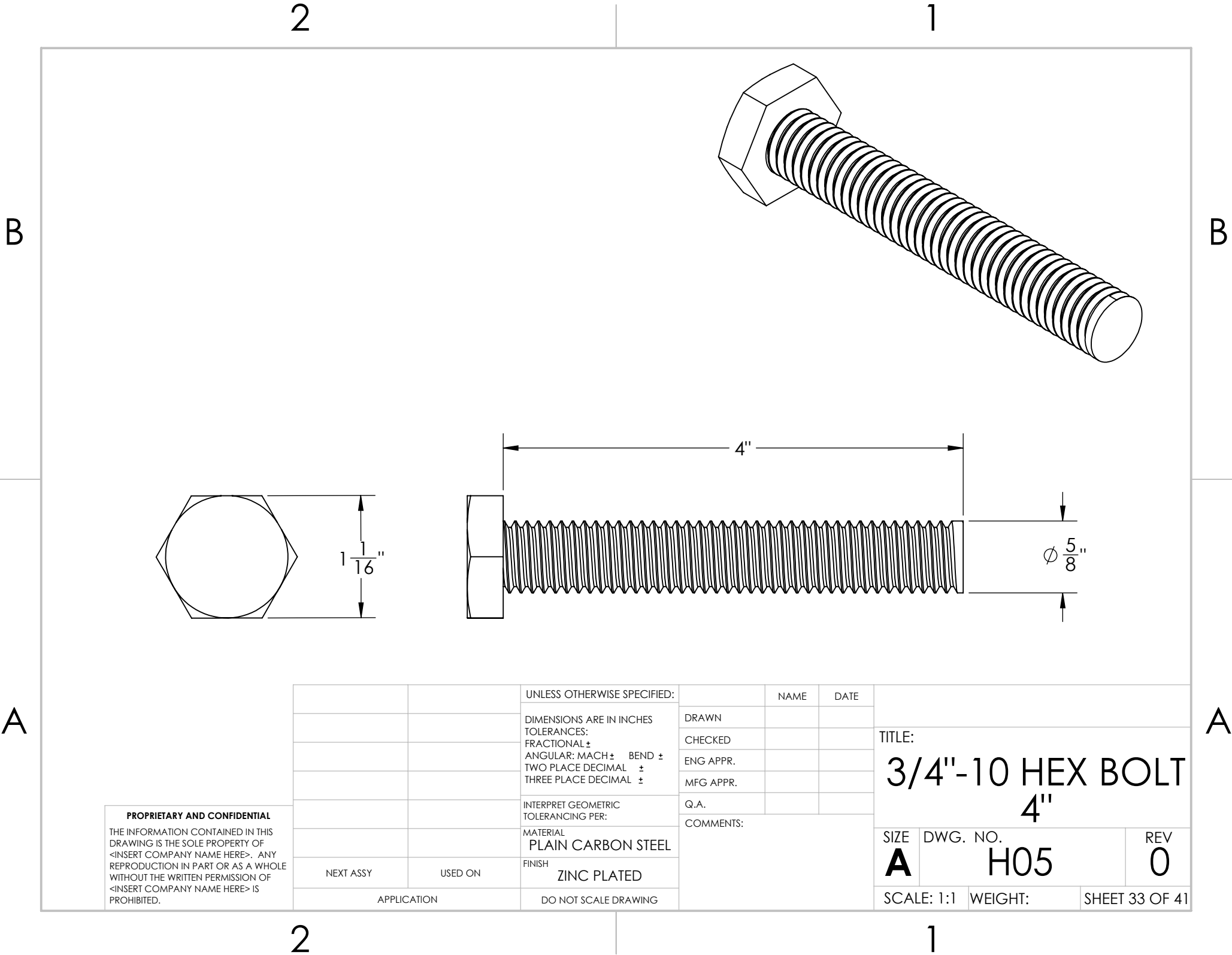
$\phi \frac{5}{8}$ "

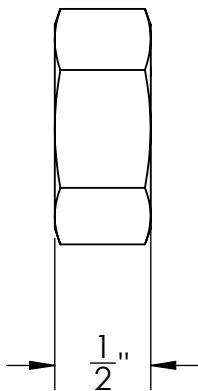
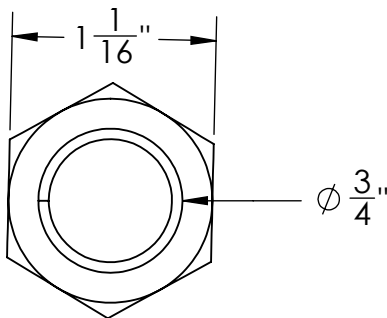
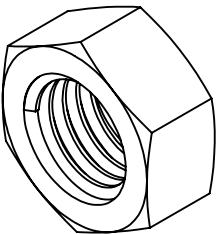


PROPRIETARY AND CONFIDENTIAL
THE INFORMATION CONTAINED IN THIS
DRAWING IS THE SOLE PROPERTY OF
<INSERT COMPANY NAME HERE>. ANY
REPRODUCTION IN PART OR AS A WHOLE
WITHOUT THE WRITTEN PERMISSION OF
<INSERT COMPANY NAME HERE> IS
PROHIBITED.

		UNLESS OTHERWISE SPECIFIED:		NAME	DATE	TITLE: 5/8"-11 HEX NUT		
		DIMENSIONS ARE IN INCHES	DRAWN					
		TOLERANCES:	CHECKED					
		FRACTIONAL \pm	ENG APPR.					
		ANGULAR: MACH \pm BEND \pm	MFG APPR.					
		TWO PLACE DECIMAL \pm	Q.A.			SIZE	DWG. NO.	REV
		THREE PLACE DECIMAL \pm	COMMENTS:			A	H03	0
		INTERPRET GEOMETRIC						
		TOLERANCING PER:						
		MATERIAL						
		PLAIN CARBON STEEL						
		FINISH						
		ZINC PLATED						
NEXT ASSY	USED ON							
APPLICATION		DO NOT SCALE DRAWING						
						SCALE: 1:1	WEIGHT:	SHEET 31 OF 41





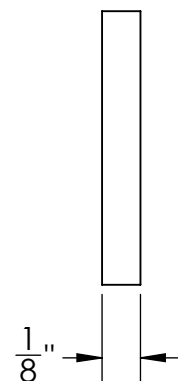
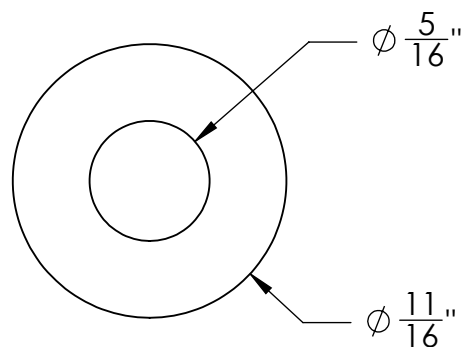
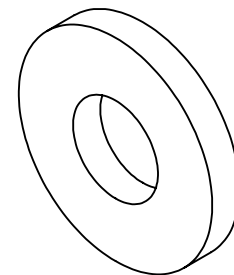


PROPRIETARY AND CONFIDENTIAL
THE INFORMATION CONTAINED IN THIS
DRAWING IS THE SOLE PROPERTY OF
<INSERT COMPANY NAME HERE>. ANY
REPRODUCTION IN PART OR AS A WHOLE
WITHOUT THE WRITTEN PERMISSION OF
<INSERT COMPANY NAME HERE> IS
PROHIBITED.

		UNLESS OTHERWISE SPECIFIED:		NAME	DATE	TITLE: 3/4"-10 HEX NUT		
		DIMENSIONS ARE IN INCHES	DRAWN					
		TOLERANCES:	CHECKED					
		FRACTIONAL ±	ENG APPR.					
		ANGULAR: MACH ± BEND ±	MFG APPR.					
		TWO PLACE DECIMAL ±	Q.A.			SIZE	DWG. NO.	REV
		THREE PLACE DECIMAL ±	COMMENTS:			A	H06	0
		INTERPRET GEOMETRIC						
		TOLERANCING PER:						
		MATERIAL						
		PLAIN CARBON STEEL						
		FINISH						
		ZINC PLATED						
NEXT ASSY	USED ON							
APPLICATION		DO NOT SCALE DRAWING				SCALE: 1:1	WEIGHT:	SHEET 34 OF 41

1

B

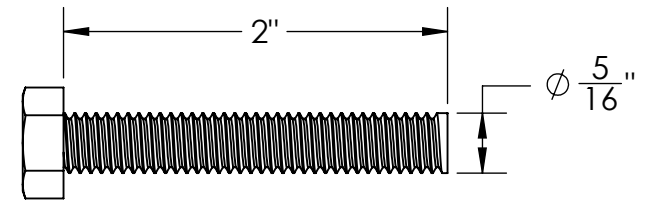
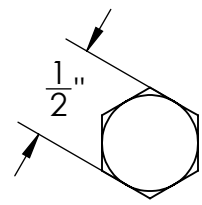
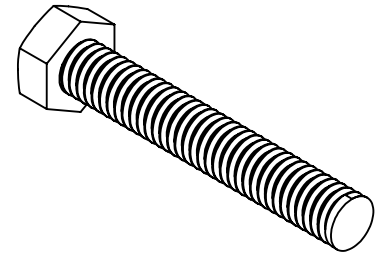


A

THE INFORMATION CONTAINED IN THIS
DRAWING IS THE SOLE PROPERTY OF
<INSERT COMPANY NAME HERE>. ANY
REPRODUCTION IN PART OR AS A WHOLE
WITHOUT THE WRITTEN PERMISSION OF
<INSERT COMPANY NAME HERE> IS
PROHIBITED.

		UNLESS OTHERWISE SPECIFIED:		NAME	DATE	TITLE: 5/16" WASHER		
		DIMENSIONS ARE IN INCHES	DRAWN					
		TOLERANCES: FRACTIONAL ±	CHECKED					
		ANGULAR: MACH ± BEND ±	ENG APPR.					
		TWO PLACE DECIMAL ± THREE PLACE DECIMAL ±	MFG APPR.					
		INTERPRET GEOMETRIC TOLERANCING PER:	Q.A.			SIZE DWG. NO. REV A H07 0		
		MATERIAL PLAIN CARBON STEEL	COMMENTS:					
		FINISH						
NEXT ASSY	USED ON	ZINC PLATED				SCALE: 2:1 WEIGHT: SHEET 35 OF 4		
APPLICATION		DO NOT SCALE DRAWING						

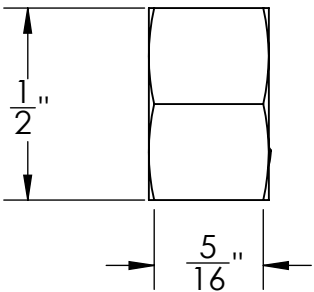
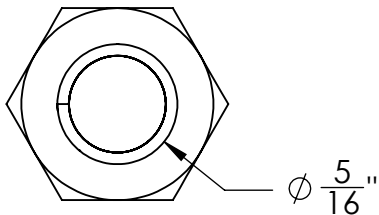
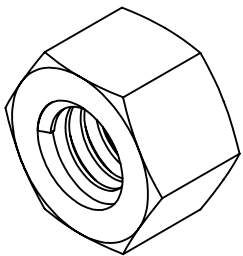
1



PROPRIETARY AND CONFIDENTIAL
THE INFORMATION CONTAINED IN THIS
DRAWING IS THE SOLE PROPERTY OF
<INSERT COMPANY NAME HERE>. ANY
REPRODUCTION IN PART OR AS A WHOLE
WITHOUT THE WRITTEN PERMISSION OF
<INSERT COMPANY NAME HERE> IS
PROHIBITED.

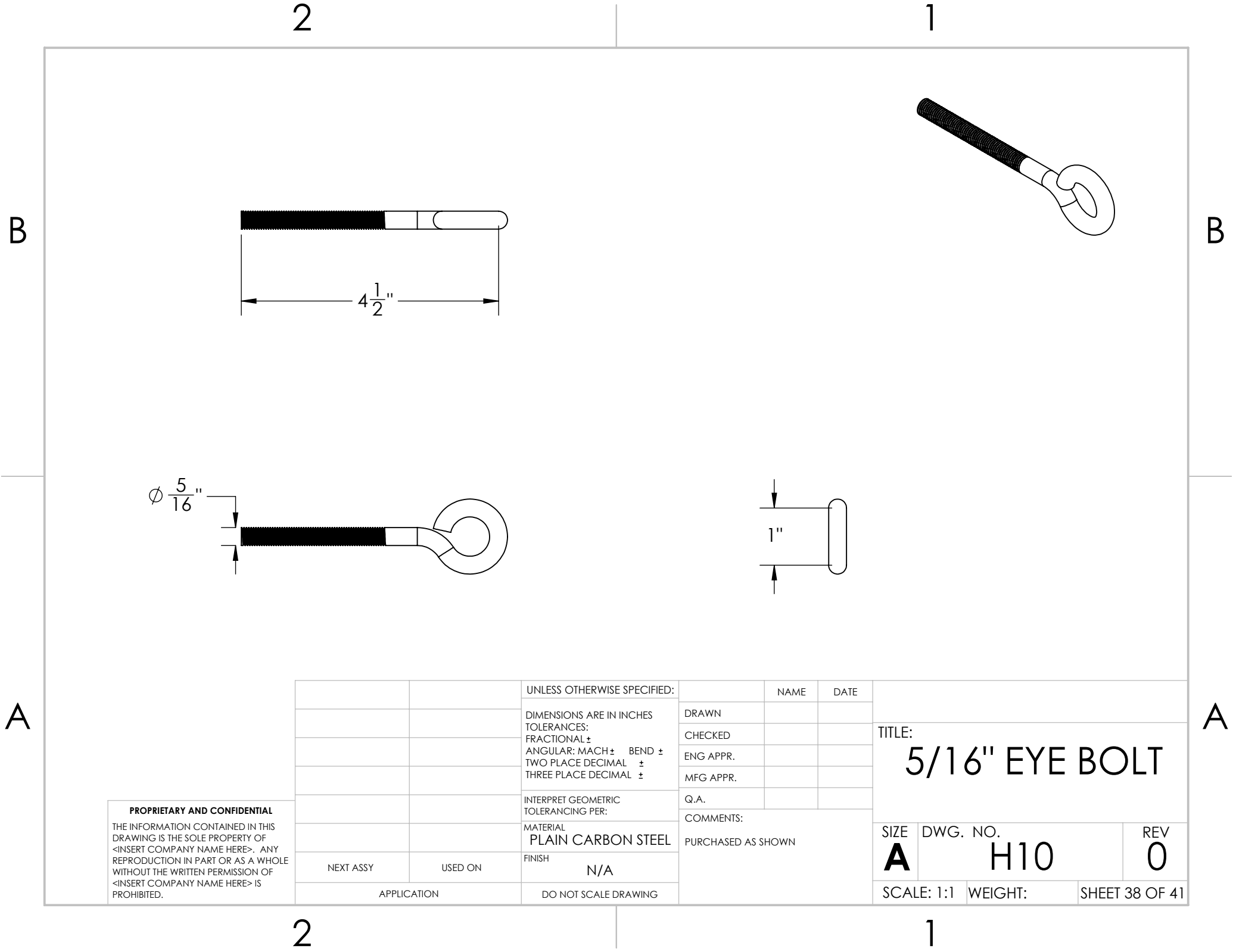
		UNLESS OTHERWISE SPECIFIED:		NAME	DATE
		DIMENSIONS ARE IN INCHES	DRAWN		
		TOLERANCES:	CHECKED		
		FRACTIONAL \pm	ENG APPR.		
		ANGULAR: MACH \pm BEND \pm	MFG APPR.		
		TWO PLACE DECIMAL \pm	Q.A.		
		THREE PLACE DECIMAL \pm	COMMENTS:		
		INTERPRET GEOMETRIC			
		TOLERANCING PER:			
		MATERIAL			
		PLAIN CARBON STEEL			
		FINISH			
		ZINC PLATED			
NEXT ASSY	USED ON				
APPLICATION		DO NOT SCALE DRAWING			

TITLE: 5/16"-18 HEX BOLT 2"			SIZE	DWG. NO.	REV
			A	H08	0
SCALE: 1:1		WEIGHT:	SHEET 36 OF 41		



PROPRIETARY AND CONFIDENTIAL
THE INFORMATION CONTAINED IN THIS
DRAWING IS THE SOLE PROPERTY OF
<INSERT COMPANY NAME HERE>. ANY
REPRODUCTION IN PART OR AS A WHOLE
WITHOUT THE WRITTEN PERMISSION OF
<INSERT COMPANY NAME HERE> IS
PROHIBITED.

		UNLESS OTHERWISE SPECIFIED:		NAME	DATE	TITLE: <div>5/16"-18 HEX NUT</div>		
		DIMENSIONS ARE IN INCHES	DRAWN					
		TOLERANCES:	CHECKED					
		FRACTIONAL ±	ENG APPR.					
		ANGULAR: MACH ± BEND ±	MFG APPR.					
		TWO PLACE DECIMAL ±				SIZE DWG. NO. REV <div>A H09 0</div>		
		THREE PLACE DECIMAL ±						
		INTERPRET GEOMETRIC	Q.A.					
		TOLERANCING PER:	COMMENTS:					
		MATERIAL						
		PLAIN CARBON STEEL						
		FINISH				SCALE: 2:1 WEIGHT: SHEET 37 OF 41		
NEXT ASSY	USED ON	ZINC PLATED						
APPLICATION		DO NOT SCALE DRAWING						



A

A

PROPRIETARY AND CONFIDENTIAL
THE INFORMATION CONTAINED IN THIS
DRAWING IS THE SOLE PROPERTY OF
<INSERT COMPANY NAME HERE>. ANY
REPRODUCTION IN PART OR AS A WHOLE
WITHOUT THE WRITTEN PERMISSION OF
<INSERT COMPANY NAME HERE> IS
PROHIBITED.

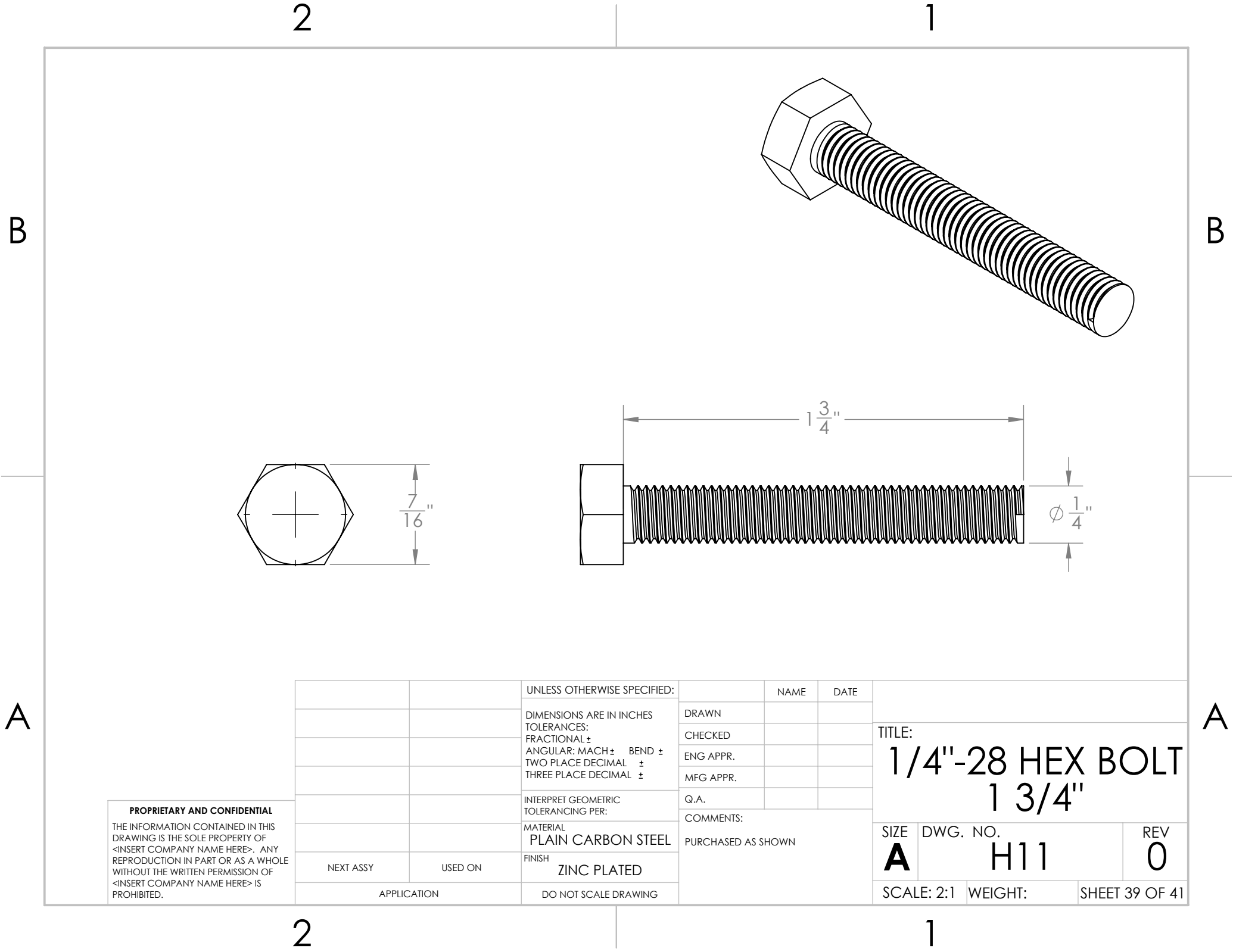
		UNLESS OTHERWISE SPECIFIED:
		DIMENSIONS ARE IN INCHES
		TOLERANCES:
		FRACTIONAL \pm
		ANGULAR: MACH \pm BEND \pm
		TWO PLACE DECIMAL \pm
		THREE PLACE DECIMAL \pm
		INTERPRET GEOMETRIC
		TOLERANCING PER:
		MATERIAL
		PLAIN CARBON STEEL
NEXT ASSY	USED ON	FINISH
		N/A
APPLICATION		DO NOT SCALE DRAWING

	NAME	DATE
DRAWN		
CHECKED		
ENG APPR.		
MFG APPR.		
Q.A.		
COMMENTS:		
PURCHASED AS SHOWN		

TITLE:		
5/16" EYE BOLT		
SIZE	DWG. NO.	REV
A	H10	0
SCALE: 1:1	WEIGHT:	SHEET 38 OF 41

2

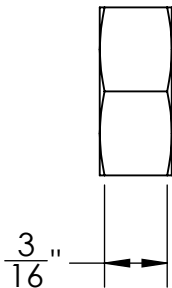
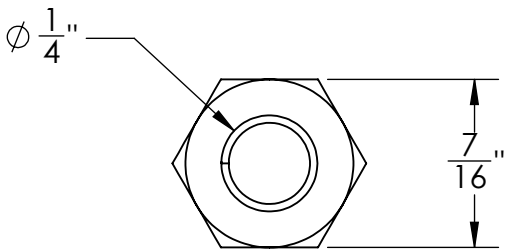
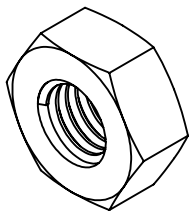
1



PROPRIETARY AND CONFIDENTIAL
THE INFORMATION CONTAINED IN THIS
DRAWING IS THE SOLE PROPERTY OF
<INSERT COMPANY NAME HERE>. ANY
REPRODUCTION IN PART OR AS A WHOLE
WITHOUT THE WRITTEN PERMISSION OF
<INSERT COMPANY NAME HERE> IS
PROHIBITED.

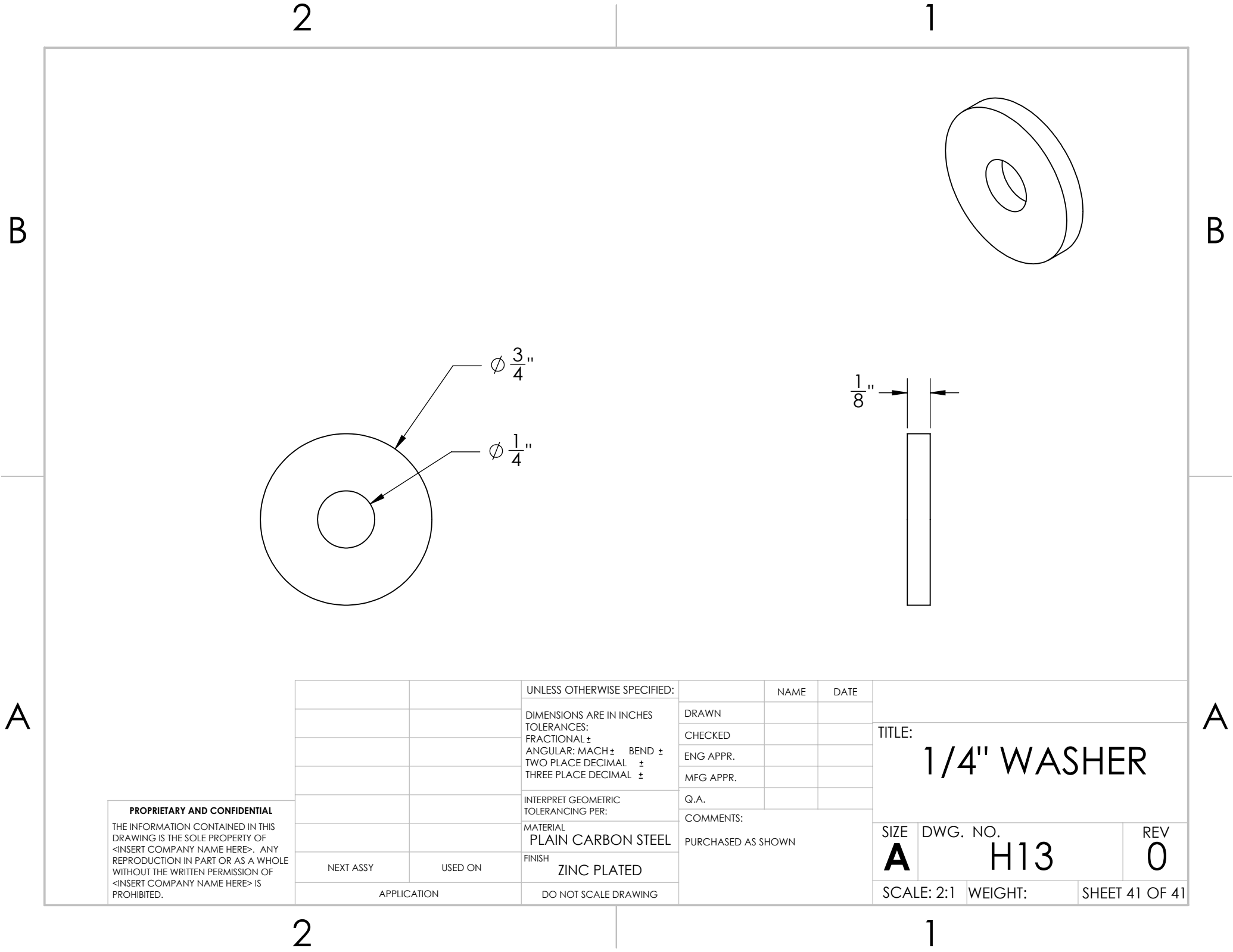
		UNLESS OTHERWISE SPECIFIED:		NAME	DATE
		DIMENSIONS ARE IN INCHES	DRAWN		
		TOLERANCES:	CHECKED		
		FRACTIONAL ±	ENG APPR.		
		ANGULAR: MACH ± BEND ±	MFG APPR.		
		TWO PLACE DECIMAL ±	Q.A.		
		THREE PLACE DECIMAL ±	COMMENTS:	PURCHASED AS SHOWN	
		INTERPRET GEOMETRIC			
		TOLERANCING PER:			
		MATERIAL			
		PLAIN CARBON STEEL			
		FINISH			
		ZINC PLATED			
NEXT ASSY	USED ON				
APPLICATION		DO NOT SCALE DRAWING			

TITLE:		
1/4"-28 HEX BOLT		
1 3/4"		
SIZE	DWG. NO.	REV
A	H11	0
SCALE: 2:1	WEIGHT:	SHEET 39 OF 41



PROPRIETARY AND CONFIDENTIAL
THE INFORMATION CONTAINED IN THIS
DRAWING IS THE SOLE PROPERTY OF
<INSERT COMPANY NAME HERE>. ANY
REPRODUCTION IN PART OR AS A WHOLE
WITHOUT THE WRITTEN PERMISSION OF
<INSERT COMPANY NAME HERE> IS
PROHIBITED.

		UNLESS OTHERWISE SPECIFIED:	DRAWN	NAME	DATE	TITLE: 1/4" HEX NUT		
		DIMENSIONS ARE IN INCHES	CHECKED					
		TOLERANCES:	ENG APPR.					
		FRACTIONAL ±	MFG APPR.					
		ANGULAR: MACH ± BEND ±	Q.A.					
		TWO PLACE DECIMAL ±	COMMENTS:			SIZE DWG. NO. REV A H12 0		
		THREE PLACE DECIMAL ±						
		INTERPRET GEOMETRIC TOLERANCING PER:	PURCHASED AS SHOWN					
		MATERIAL						
		PLAIN CARBON STEEL						
NEXT ASSY	USED ON	FINISH				SCALE: 2:1 WEIGHT: SHEET 40 OF 41		
		ZINC PLATED						
APPLICATION		DO NOT SCALE DRAWING						



A

A

PROPRIETARY AND CONFIDENTIAL
THE INFORMATION CONTAINED IN THIS
DRAWING IS THE SOLE PROPERTY OF
<INSERT COMPANY NAME HERE>. ANY
REPRODUCTION IN PART OR AS A WHOLE
WITHOUT THE WRITTEN PERMISSION OF
<INSERT COMPANY NAME HERE> IS
PROHIBITED.

		UNLESS OTHERWISE SPECIFIED:		NAME	DATE	TITLE: 1/4" WASHER		
		DIMENSIONS ARE IN INCHES TOLERANCES: FRACTIONAL ± ANGULAR: MACH ± BEND ± TWO PLACE DECIMAL ± THREE PLACE DECIMAL ±	DRAWN					
			CHECKED					
			ENG APPR.					
			MFG APPR.					
		INTERPRET GEOMETRIC TOLERANCING PER:	Q.A.			SIZE DWG. NO. REV A H13 0		
		MATERIAL PLAIN CARBON STEEL	COMMENTS: PURCHASED AS SHOWN					
		FINISH						
NEXT ASSY	USED ON	ZINC PLATED				SCALE: 2:1 WEIGHT: SHEET 41 OF 41		
APPLICATION		DO NOT SCALE DRAWING						

2

1